

# JASCH GAUGING TECHNOLOGIES LIMITED

# JASCH

**CIN :** L33111DL2021PLC381513

**Works:** 43/2, Bahalgarh Road,  
Sonipat (Haryana) 131021

**Tel :** 0130-2216666

**Email :** accountsjgtl@jasch.biz

**Website.** www.jasch.net.in

JGTL/SE/FR

28<sup>th</sup> October 2025

The BSE Ltd,  
Deptt of Corporate Services,  
Phiroze Jeejeebhoy Towers,  
Dalal Street, Mumbai 400001

**Sub: Integrated Filing (Financials) for the quarter & half year ended on 30<sup>th</sup> September 2025  
& fixation of record date for interim dividend**

Dear Sirs,

Pursuant to Regulation 33 of SEBI (Listing Obligations & Disclosure Requirements) Regulations 2015, we are enclosing herewith:

1. Unaudited stand-alone financial results of the Company for the quarter & half year ended on 30<sup>th</sup> September 2025 as reviewed by the Audit Committee and approved by the Board of Directors of the Company in their respective meetings, both held today.
2. Limited Review Report issued by the Statutory Auditors of the Company on above results.

The Board has declared interim dividend of Rs. 10 per equity share (representing 100% of face value of Rs. 10 each). Pursuant to Regulation 42 of the SEBI Listing Regulations, the Company has fixed Saturday, November 1, 2025, as record date for the purpose of payment of interim dividend for financial year 2025-26.

The meeting of Board of Directors of the Company commenced at 15:00 hours and concluded at **16:45** hours.

An extract of the above results is also being published in newspapers.

Kindly take the same on record.

Yours faithfully,

For Jasch Gauging Technologies Ltd

  
Jai Kishan Garg  
Chairman & Managing Director

Encl: As above




**JASCH GAUGING TECHNOLOGIES LIMITED**  
**Regd Office: 502, NDM-II, NSP, Pitampura, Delhi – 110034**  
**CIN: L33111DL2021PLC381513**

Un-audited standalone financial results for the quarter & half year ended on 30<sup>th</sup> September 2025

**A. FINANCIAL RESULTS**

(Rs. in lakh) (EPS in Rs. only)

Sno	Particulars	STANDALONE					
		Quarter Ended			Six Months Ended		Year Ended
		30.09.25	30.06.25	30.09.24	30.09.25	30.09.24	31.03.25
		Unaudited	Unaudited	Unaudited	Unaudited	Unaudited	Audited
							Restated *
<b>1</b>	<b>Income</b>						
	Revenue from operation	1711.75	1,266.15	1307.17	2977.90	2571.86	5,273.03
	Other income	145.42	141.30	153.78	286.72	250.16	553.34
	<b>Total income</b>	<b>1857.17</b>	<b>1,407.45</b>	<b>1460.95</b>	<b>3264.62</b>	<b>2822.02</b>	<b>5,826.37</b>
<b>2</b>	<b>Expenses</b>						
	(a) Cost of materials consumed	585.18	591.28	514.55	1176.46	1068.45	2,201.85
	(b) Purchase of Stock-in-trade	---	---	---	---	---	---
	(c) Change in inventories of finished goods, work-in-progress and stock-in-trade	94.41	(101.09)	44.54	(6.67)	7.49	(130.92)
	(d) Employee benefits expenses	303.71	327.26	270.03	630.97	526.08	1,135.47
	(e) Finance Costs	2.50	1.53	2.17	4.03	3.94	8.16
	(f) Depreciation & amortization expenses	21.27	20.14	22.13	41.41	44.47	87.79
	<b>(g) Other Expenses.</b>						
	(i) Power and Fuel	12.09	8.16	8.20	20.24	16.37	29.78
	(ii) Store & Spares/Consumables	0.13	0.11	0.11	0.24	0.90	1.24
	(iii) Other expenditure	139.96	120.44	108.50	260.40	218.60	483.35
	<b>Total Expenses</b>	<b>1159.25</b>	<b>967.83</b>	<b>970.23</b>	<b>2127.08</b>	<b>1886.30</b>	<b>3,816.72</b>
<b>3</b>	<b>Profit / (Loss) before exceptional item &amp; tax</b>	<b>697.92</b>	<b>439.62</b>	<b>490.72</b>	<b>1137.54</b>	<b>935.72</b>	<b>2,009.65</b>
<b>4</b>	<b>Exceptional Item (Net)</b>	<b>---</b>	<b>---</b>	<b>---</b>	<b>---</b>	<b>---</b>	<b>---</b>
<b>5</b>	<b>Profit / (Loss) before tax</b>	<b>697.92</b>	<b>439.62</b>	<b>490.72</b>	<b>1137.54</b>	<b>935.72</b>	<b>2,009.65</b>
<b>6</b>	<b>Less: Tax expenses</b>						
<b>7</b>	<b>Current Tax</b>	<b>184.37</b>	<b>110.65</b>	<b>123.47</b>	<b>295.02</b>	<b>235.47</b>	<b>541.57</b>
<b>8</b>	<b>Deferred Tax</b>	<b>---</b>	<b>---</b>	<b>---</b>	<b>---</b>	<b>---</b>	<b>(0.91)</b>
<b>9</b>	<b>Profit / (Loss) for the period from continuing operations</b>	<b>513.55</b>	<b>328.97</b>	<b>367.25</b>	<b>842.52</b>	<b>700.25</b>	<b>1,468.08</b>
<b>10</b>	<b>Profit / (Loss) from discontinued operation before tax</b>	<b>---</b>	<b>---</b>	<b>---</b>	<b>---</b>	<b>---</b>	<b>---</b>
<b>11</b>	<b>Tax Expense on discontinued operation</b>	<b>---</b>	<b>---</b>	<b>---</b>	<b>---</b>	<b>---</b>	<b>---</b>
<b>12</b>	<b>Profit / (Loss) from discontinued operation after tax</b>	<b>---</b>	<b>---</b>	<b>---</b>	<b>---</b>	<b>---</b>	<b>---</b>
<b>13</b>	<b>Profit / (Loss) for the period</b>	<b>513.55</b>	<b>328.97</b>	<b>367.25</b>	<b>842.52</b>	<b>700.25</b>	<b>1,468.08</b>
<b>14</b>	<b>Other comprehensive income</b>	<b>---</b>	<b>---</b>	<b>---</b>	<b>---</b>	<b>---</b>	<b>---</b>
	(i) Items that will not be reclassified to profit or loss	---	---	---	---	---	---
	(ii) Income tax relating to items that will not be reclassified to profit or loss	---	---	---	---	---	---
	(iii) Items that will be reclassified to profit or loss	---	---	---	---	---	---
	(iv) Income tax relating to items that will be reclassified to profit or loss	---	---	---	---	---	---
	<b>Other Comprehensive Income</b>	<b>---</b>	<b>---</b>	<b>---</b>	<b>---</b>	<b>---</b>	<b>---</b>
	<b>Total Comprehensive income / (loss) for the period</b>	<b>513.55</b>	<b>328.97</b>	<b>367.25</b>	<b>842.52</b>	<b>700.25</b>	<b>1,468.08</b>
<b>15</b>	<b>Total Profit or Loss attributable to</b>						
	Profit or Loss, attributable to Owners of parent.	---	---	---	---	---	---
	Total profit or loss, attributable to non-controlling interests	---	---	---	---	---	---
<b>16</b>	<b>Total Comprehensive Income for the period attributable to</b>						
	Comprehensive income for the period attributable to owners of parent	513.55	328.97	367.25	842.52	700.25	1,468.08
	Total Comprehensive income for the period attributable to owners of parent non-controlling interests.	---	---	---	---	---	---
<b>17</b>	<b>Details of equity share capital</b>						
	Paid-up equity share capital (Face value of Rs. 10/- each)	453.20	453.20	453.20	453.20	453.20	453.20
<b>18</b>	<b>Details of debt securities</b>						
<b>19</b>	<b>Reserve excluding Revaluation Reserves</b>	<b>8,837.49</b>	<b>8,777.15</b>	<b>7987.41</b>	<b>8,837.49</b>	<b>7,987.41</b>	<b>8,448.16</b>
<b>20</b>	<b>Earnings per share</b>						
<b>i</b>	<b>Earnings per equity share from continuing operations</b>						
	(a) Basic	11.33	7.26	8.10	18.59	15.45	32.39
	(b) Diluted	11.33	7.26	8.10	18.59	15.45	32.39
<b>ii</b>	<b>Earnings per equity share from discontinued operations</b>						
	(a) Basic	---	---	---	---	---	---
	(b) Diluted	---	---	---	---	---	---
<b>iii</b>	<b>Earnings per equity share</b>						
	(a) Basic	11.33	7.26	8.10	18.59	15.45	32.39
	(b) Diluted	11.33	7.26	8.10	18.59	15.45	32.39



# JASCH GAUGING TECHNOLOGIES LIMITED

Regd Office: 502, NDM-II, NSP, Pitampura, Delhi – 110034

CIN: L33111DL2021PLC381513

Un-audited standalone statement of assets and liabilities as at 30<sup>th</sup> September 2025

(Rs. in lakh)

Particulars	Standalone As At	
	30.09.2025	31.03.2025
<b>ASSETS</b>		
<b>Non-Current Assets</b>		
a) Property, Plant and Equipment	883.57	889.90
b) Capital work-in-progress	-	-
c) Investment Property	-	-
d) Goodwill	-	-
e) Other Intangible Assets	8.14	9.52
f) Financial assets	-	-
i) Investments	0.51	0.51
ii) Trade Receivables	-	-
iii) Loans	-	-
iv) Others	0.99	0.99
g) Deferred Tax Assets (Net)	-	-
h) Other non-current assets	-	-
<b>Current assets</b>		
a) Inventories	687.42	595.80
b) Financial assets		
i) Investments	-	-
ii) Trade receivables	492.64	286.06
iii) Cash and cash equivalents	929.22	959.53
iv) Bank Balances other than (iii) above	7,613.31	7,143.72
v) Loans	-	-
vi) Others	-	-
c) Current Tax Assets (Net)	-	-
d) Other current assets	224.16	145.37
<b>TOTAL ASSETS</b>	<b>10,839.96</b>	<b>10,031.40</b>
<b>EQUITY AND LIABILITIES</b>		
<b>Equity</b>		
a) Equity share capital	453.20	453.20
b) other equity	8,837.49	8,448.16
<b>Liabilities</b>		
<b>Non-current liabilities</b>		
a) Financial liabilities		
i) Borrowings	0.29	0.29
ia) Lease liabilities	-	-
ii) [Trade payables:	-	-
A) Total outstanding dues of micro enterprises and small enterprises; and	-	-
B) Total outstanding dues of creditors other than micro enterprises and small enterprises]	-	-
iii) Other financial liabilities (other than those specified in items (b)	-	-
b) Provisions	-	-
c) Deferred tax liability (Net)	106.71	106.71
d) Other non-current liabilities	-	-
<b>Current liabilities</b>		
a) Financial liabilities		
i) Borrowings	1.70	4.51
ia) Lease liabilities	-	-
ii) [Trade payables:	-	-
A) Total outstanding dues of micro enterprises and small enterprises; and	37.03	24.18
B) Total outstanding dues of creditors other than micro enterprises and small enterprises]	145.41	136.79
iii) Other financial liabilities (other than those specified in items (c)	4.62	4.92
b) Other current liabilities	698.22	636.91
c) Provisions	513.42	169.62
d) Current Tax Liabilities (Net)	41.87	46.11
<b>TOTAL EQUITY AND LIABILITIES</b>	<b>10,839.96</b>	<b>10,031.40</b>



**JASCH GAUGING TECHNOLOGIES LIMITED**

Regd Office: 502, NDM-II, NSP, Pitampura, Delhi – 110034

CIN: L33111DL2021PLC381513

Standalone Ind AS statement of cash flows for the period ended on 30<sup>th</sup> September 2025

(Rs. in lakh)

Particulars	Standalone for the period ended	
	30.09.2025	31.03.2025
<b>CASH FLOW FROM OPERATING ACTIVITIES:</b>		
<b>Profit before tax</b>	1,137.54	2,009.65
Adjustments to reconcile net profit to net cash provided by operating activities	-	-
Depreciation and amortization	41.41	87.79
Finance cost	4.03	8.16
Exchange differences on translation of assets and liabilities	2.92	(1.39)
Interest, dividend and other income	(282.22)	(528.56)
Net (gain) / reduction in the fair value of assets held for sale	-	-
Bad debts written off	-	38.31
Other adjustments	3.97	-
<b>Operating profit before working capital changes</b>	907.65	1,613.95
Adjustments for change in assets and liabilities	-	-
(Increase) / decrease in trade receivables	(206.58)	283.84
(Increase) / decrease in inventories	(91.62)	(155.45)
Other financial assets and other assets	(547.01)	(443.78)
Increase / (decrease) in trade payables	21.46	(36.17)
Other financial liabilities, other liabilities and provisions	(52.60)	(146.29)
Income taxes paid	(299.30)	(473.86)
Exceptional items	-	(37.86)
<b>Net cash flows (used in)/generated from operating activities after exceptional items</b>	(268.00)	604.39
<b>CASH FLOW FROM INVESTING ACTIVITIES:</b>	-	-
<b>Inflows</b>	-	-
Sale proceeds of vehicles, plant and equipment	17.50	26.85
Interest & other income	282.22	528.56
Sale of Investment in subsidiaries (Net)	-	-
Sale of current investments	-	-
Exchange Rate effect	-	-
Gain on sale of short-term investments	-	-
Inflow from Investing Activity	299.72	555.41
<b>Outflows</b>	-	-
Purchase of Property, plant and equipment	55.19	67.99
Purchase of non-current investments	-	-
Purchase of current investments (net)	-	-
Investment in subsidiaries	-	-
Outflow from Investing Activity	55.19	67.99
<b>Net cash (used in) / generated from investing activities</b>	244.53	487.42
<b>CASH FLOW FROM FINANCING ACTIVITIES:</b>	-	-
<b>Inflows</b>	-	-
Proceeds from long-term borrowings	-	-
Proceeds of short-term borrowings	-	-
Inflow from financing activity	-	-
<b>Outflows</b>	-	-
Repayment of long-term borrowings (Net)	2.81	7.45
Repayment of short-term borrowings (Net)	-	-
Dividend paid	-	339.90
Interest paid	4.03	8.16
Outflow from financing activity	6.84	355.50
<b>Net cash (used in) / generated from financing activities</b>	(6.84)	(355.50)
<b>NET INCREASE/(DECREASE) IN CASH AND CASH EQUIVALENTS</b>	(30.31)	736.31
Cash and cash equivalence at beginning of the year	959.52	223.21
Cash and cash equivalence at end of the year.	929.22	959.52


*Handwritten signature*



B. STATEMENT ON DEVIATION OR VARIATION FOR PROCEEDS OF PUBLIC ISSUE, RIGHTS ISSUE, PREFERENTIAL ISSUE, QUALIFIED INSTITUTIONS PLACEMENT ETC. – Not Applicable.

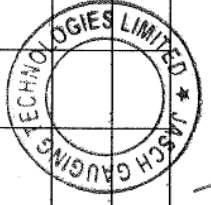
C. FORMAT FOR DISCLOSING OUTSTANDING DEFAULT ON LOANS AND DEBT SECURITIES

S. No.	Particulars	Rs. in lakh
1.	Loans / revolving facilities like cash credit from banks / financial institutions	
A.	Total amount outstanding as on date	0
B.	Of the total amount outstanding, amount of default as on date	0
2.	Unlisted debt securities i.e. NCDs and NCRPS	
A.	Total amount outstanding as on date	0
B.	Of the total amount outstanding, amount of default as on date	0
3.	Total financial indebtedness of the listed entity including short-term and long-term debt	0



**D FORMAT FOR DISCLOSURE OF RELATED PARTY TRANSACTIONS FOR HALF YEAR ENDED ON 30.09.2025 (Amount in Rs. lakh)**

Additional disclosure of related party transactions - applicable only in case the related party transaction relates to loans, inter-corporate deposits, advances or investments made or given by the listed entity/subsidiary. These details need to be disclosed only once, during the reporting period when such transaction was undertaken.																		
S. No	Details of the party (listed entity /subsidiary) entering into the transaction		Details of the counterparty			Type of related party transaction	Value of the related party transaction as approved by the audit committee	Value of transaction during the reporting period	In case monies are due to either party as a result of the transaction		In case any financial indebtedness is incurred to make or give loans, inter-corporate deposits, advances or investments	Details of the loans, inter-corporate deposits, advances or investments					Purpose for which the funds will be utilised by the ultimate recipient of funds (end-usage)	
	Name	PAN	Name	PAN	Relationship of the counterparty with the listed entity or its subsidiary				Opening balance	Closing balance (Debit Balance/ Credit Balance)		Nature of indebtedness (loan/ issuance of debt/ any other etc.)	Cost	Tenure	Nature (loan/ advance/ inter-corporate deposit/ investment)	Interest Rate (%)		Tenure
1	Jasch Gauging Technologies Ltd		Jasch Industries Ltd	AAACJ0766B	Directors are inter-related	Reimbursement of expenses or services.	50.00	22.39	-0.11	-3.21								
2	Jasch Gauging Technologies Ltd		Jasch Gauging Technologies Ltd Employees Group Gratuity Trust	AAET18648R	Wholly Owned Gratuity Trust	contribution/reimbursement	50.00	0.00	1.58	1.58								
3	Jasch Gauging Technologies Ltd		Jai Kishan Garg	AADPG5211A	Managing Director (KMP)	Remuneration	108.06	108.06	0.00	0.00								
4	Jasch Gauging Technologies Ltd		Manish Garg	AAEPG2641P	Executive Director (KMP)	Remuneration	76.82	76.82	0.00	0.00								
5	Jasch Gauging Technologies Ltd		Rishit Garg	EIRPG4888R	Non-Executive Director	Sitting fee	0.00	0.00	0.00	0.00								
6	Jasch Gauging Technologies Ltd		Mahender Paliwal	AANPP1042L	Chief Financial Officer (KMP)	Remuneration	28.07	28.07	0.00	0.00								
7	Jasch Gauging Technologies Ltd		Neeraj Kumar	AJAPN3151E	Company Secretary (KMP)	Remuneration	7.28	7.28	0.00	0.00								
8	Jasch Gauging Technologies Ltd		Neetu	AEUPN3741F	Independent Director	Sitting Fee	1.40	1.40	0.00	0.00								
9	Jasch Gauging Technologies Ltd		Om Prakash Garg	AAEPG2642Q	Independent Director	Sitting Fee	0.60	0.60	0.00	0.00								
10	Jasch Gauging Technologies Ltd		Shri Bhagwan Gupta	ADQPG0379P	Independent Director	Sitting Fee	1.40	1.40	0.00	0.00								
11	Jasch Gauging Technologies Ltd		Microspect Corporation USA	Not Applicable	Related to Directors	Sale of goods or services	50.00	0.00	0.00	0.00								
12	Jasch Gauging Technologies Ltd		Indev Asia Ltd, Hong Kong	Not Applicable	Related to Directors	Sale of goods or services	50.00	0.00	0.00	0.00								
13	Jasch Gauging Technologies Ltd		IMARS Fashion	AAUPJ1117E	Related to Directors	Sale of goods or services	50.00	0.00	0.00	0.00								



**E. STATEMENT ON IMPACT OF AUDIT QUALIFICATIONS (FOR AUDIT REPORT WITH MODIFIED OPINION) SUBMITTED ALONG-WITH ANNUAL AUDITED FINANCIAL RESULTS (Standalone and Consolidated separately) (applicable only for Annual Filing i.e., 4th quarter) – Not Applicable.**

**Notes:**

1. The above results have been reviewed by the Audit committee and approved by the Board of Directors at their respective meeting held today. The Statutory Auditors of the Company have carried out a limited review of these financial results.
2. The financial results have been prepared in accordance with Indian Accounting Standards (Ind AS).
3. Figures for the previous periods have been regrouped, wherever necessary, to conform to the current period's classification.
4. The Board has declared interim dividend of Rs. 10 per equity share (representing 100% of face value of Rs. 10 each).

Place: Sonipat

Date: 28<sup>th</sup> October 2025



  
Jai Kishan Garg  
Chairman & Managing Director



**MITTAL & MITTAL ASSOCIATES**  
**CHARTERED ACCOUNTANTS**

Address: 307, B-09, IITL Twin Tower,  
Netaji Subhash Place, Pitampura,  
Delhi- 110034  
Tele: 011-43465903  
E-mail: mukeshmittalca@yahoo.co.in

**INDEPENDENT AUDITOR'S LIMITED REVIEW REPORT ON THE UNAUDITED STANDALONE FINANCIAL RESULTS OF JASCH GAUGING TECHNOLOGIES LIMITED FOR THE SIX MONTHS AND QUARTER ENDED ON SEPTEMBER 30, 2025, PURSUANT TO THE REQUIREMENT OF REGULATION 33 OF SEBI (LISTING OBLIGATIONS AND DISCLOSURE REQUIREMENTS) REGULATIONS, 2015 (AS AMENDED)**

**To The Board of Directors of  
Jasch Gauging Technologies Limited**

1. We have reviewed the accompanying Statement of Unaudited Standalone Financial Results of Jasch Gauging Technologies Limited ("the Company") for the six months and quarter ended on September 30, 2025 ("the Statement") attached herewith, being submitted by the Company pursuant to the requirement of Regulation 33 of SEBI (Listing Obligations and Disclosure Requirements), Regulations, 2015, as amended, ("the Regulations"), read with SEBI Circular CIR/CFD/CMD1/44/2019 dated March 29, 2019, including relevant circulars issued by SEBI from time to time.
2. The Statement which is the responsibility of the Company's Management and approved by the Company's Board of Directors has been prepared in accordance with the recognition and measurement principles laid down in the Indian Accounting Standard 34 "Interim Financial Reporting" ("Ind AS 34"), prescribed under Section 133 of the Companies Act, 2013 read with relevant rules issued there under and other accounting principles generally accepted in India and in accordance with Regulation 33 of the Regulations. Our responsibility is to express a conclusion on the Statement based on our review.
3. We conducted our review of the Statement in accordance with the Standard on Review Engagements (SRE) 2410 "Review of Interim Financial Information Performed by the Independent Auditor of the Entity", issued by the Institute of Chartered Accountants of India. This Standard requires that we plan and perform the review to obtain moderate assurance as to whether the financial statements are free of material misstatement. A review is limited primarily to inquiries of company personnel and analytical procedures applied to financial data and thus provide less assurance than an audit conducted in accordance with Standards on Auditing specified under Section 143 (10) of the Companies Act, 2013. We have not performed an audit and, accordingly, we do not express an audit opinion.
4. Based on our review conducted as stated in paragraph 3 above, nothing has come to our attention that causes us to believe that the accompanying statement of Unaudited Standalone Financial Results prepared in accordance with applicable Indian Accounting Standard 34 Specified under section 133 of the companies Act, 2013 as amended, read with relevant rules issued thereunder and other recognized accounting practices and policies generally accepted in India, has not disclosed the information required to be disclosed in terms of Regulation 33 of the SEBI ( Listing Obligations and Disclosures requirements) Regulations, 2015 , read with relevant SEBI Circulars including the manner in which it is to be disclosed, or that it contains any material misstatement.

**For Mittal & Mittal Associates**  
**Chartered Accountants**  
**(Firm Registration No. 014511N)**

**CA. Mukesh Mittal**  
**(Partner)**

**Membership No. 092534**

**Place: New Delhi**

**Date: 28.10.2025**

**UDIN: 25092534BMNWJG9257**