

eClerx/SECD/SE/2026/014

January 29, 2026

BSE Limited Corporate Relationship Department, Phiroze Jeejeebhoy Towers, 25 th Floor, Dalal Street, Fort, Mumbai - 400 001	National Stock Exchange of India Limited Exchange Plaza, Plot No. C/1, Block G, Bandra - Kurla Complex Bandra (East), Mumbai – 400 051
---	---

Dear Sir/Madam,

Sub: Compliance under Regulation 47 of the SEBI (Listing Obligations and Disclosure Requirements) Regulations, 2015 [“Listing Regulations”]

Reg: Newspaper advertisement for Un-audited Financial Results for quarter ended December 31, 2025

Scrip Code: BSE - 532927
NSE – ECLERX

Pursuant to Regulation 47 of the Listing Regulations, please find enclosed copies of the newspaper advertisement for Un-audited Financial Results of the Company for quarter ended December 31, 2025 published today in the Business Standard, The Free Press Journal and Navshakti.

The newspaper advertisements are also available on the website of the Company at www.eclerx.com.

This is for your information and records.

Thanking you,

Yours faithfully

For **eClerx Services Limited**



Pratik Bhanushali
VP – Legal and Company Secretary
F8538

Encl. as above

STATE BANK OF INDIA									
Consolidated Financial Results for the Quarter ended December 31, 2025									
Particulars	December 31, 2025	September 30, 2025	December 31, 2024	September 30, 2024	December 31, 2023	September 30, 2023	December 31, 2022	September 30, 2022	December 31, 2021
Total income from operations	10,703.32	10,048.51	8,538.21	30,097.39					
Net Profit for the period (before Tax, Exceptional and/or Extraordinary items)	2,501.15	2,450.03	1,839.99	6,831.74					
Net Profit for the period before tax (after Exceptional and/or Extraordinary items)	2,501.15	2,450.03	1,839.99	6,831.74					
Net Profit / (Loss) for the period after tax (after Exceptional and/or Extraordinary items)	1,918.08	1,834.60	1,371.99	5,168.18					
Total Comprehensive Income for the period [Comprising Profit for the period (after tax) and Other Comprehensive Income (after tax)]	2,052.44	1,801.68	998.76	5,682.30					
Paid up equity share capital (Face value of Rs. 10 each, fully paid up)	467.83	469.17	470.15	467.83					
Reserves (excluding Revaluation Reserve) as shown in Audited Balance Sheet of the previous year									
Earnings per share (EPS) (for continuing and discontinued operations) (of Rs. 10 each) (Not annualised)									
Basic	40.81	39.00	29.16	110.02					
Diluted	39.79	38.10	28.56	107.51					

THE RAMCHANDRA AUTO WHEELS LIMITED									
Consolidated Financial Results for the Quarter ended December 31, 2025									
Particulars	December 31, 2025	September 30, 2025	December 31, 2024	September 30, 2024	December 31, 2023	September 30, 2023	December 31, 2022	September 30, 2022	December 31, 2021
Total income from operations	22.88	22.88	22.88	22.88	22.88	22.88	22.88	22.88	22.88
Net Profit for the period (before Tax, Exceptional and/or Extraordinary items)	22.88	22.88	22.88	22.88	22.88	22.88	22.88	22.88	22.88
Net Profit for the period before tax (after Exceptional and/or Extraordinary items)	22.88	22.88	22.88	22.88	22.88	22.88	22.88	22.88	22.88
Net Profit / (Loss) for the period after tax (after Exceptional and/or Extraordinary items)	22.88	22.88	22.88	22.88	22.88	22.88	22.88	22.88	22.88
Total Comprehensive Income for the period [Comprising Profit for the period (after tax) and Other Comprehensive Income (after tax)]	22.88	22.88	22.88	22.88	22.88	22.88	22.88	22.88	22.88
Paid up equity share capital (Face value of Rs. 10 each, fully paid up)	22.88	22.88	22.88	22.88	22.88	22.88	22.88	22.88	22.88
Reserves (excluding Revaluation Reserve) as shown in Audited Balance Sheet of the previous year									
Earnings per share (EPS) (for continuing and discontinued operations) (of Rs. 10 each) (Not annualised)									
Basic	22.88	22.88	22.88	22.88	22.88	22.88	22.88	22.88	22.88
Diluted	22.88	22.88	22.88	22.88	22.88	22.88	22.88	22.88	22.88

Revathi Equipment India Limited									
Consolidated Financial Results for the Quarter ended December 31, 2025									
Particulars	December 31, 2025	September 30, 2025	December 31, 2024	September 30, 2024	December 31, 2023	September 30, 2023	December 31, 2022	September 30, 2022	December 31, 2021
Total income from operations	22.88	22.88	22.88	22.88	22.88	22.88	22.88	22.88	22.88
Net Profit for the period (before Tax, Exceptional and/or Extraordinary items)	22.88	22.88	22.88	22.88	22.88	22.88	22.88	22.88	22.88
Net Profit for the period before tax (after Exceptional and/or Extraordinary items)	22.88	22.88	22.88	22.88	22.88	22.88	22.88	22.88	22.88
Net Profit / (Loss) for the period after tax (after Exceptional and/or Extraordinary items)	22.88	22.88	22.88	22.88	22.88	22.88	22.88	22.88	22.88
Total Comprehensive Income for the period [Comprising Profit for the period (after tax) and Other Comprehensive Income (after tax)]	22.88	22.88	22.88	22.88	22.88	22.88	22.88	22.88	22.88
Paid up equity share capital (Face value of Rs. 10 each, fully paid up)	22.88	22.88	22.88	22.88	22.88	22.88	22.88	22.88	22.88
Reserves (excluding Revaluation Reserve) as shown in Audited Balance Sheet of the previous year									
Earnings per share (EPS) (for continuing and discontinued operations) (of Rs. 10 each) (Not annualised)									
Basic	22.88	22.88	22.88	22.88	22.88	22.88	22.88	22.88	22.88
Diluted	22.88	22.88	22.88	22.88	22.88	22.88	22.88	22.88	22.88

PRIME FOCUS LIMITED									
Consolidated Financial Results for the Quarter ended December 31, 2025									
Particulars	December 31, 2025	September 30, 2025	December 31, 2024	September 30, 2024	December 31, 2023	September 30, 2023	December 31, 2022	September 30, 2022	December 31, 2021
Total income from operations	22.88	22.88	22.88	22.88	22.88	22.88	22.88	22.88	22.88
Net Profit for the period (before Tax, Exceptional and/or Extraordinary items)	22.88	22.88	22.88	22.88	22.88	22.88	22.88	22.88	22.88
Net Profit for the period before tax (after Exceptional and/or Extraordinary items)	22.88	22.88	22.88	22.88	22.88	22.88	22.88	22.88	22.88
Net Profit / (Loss) for the period after tax (after Exceptional and/or Extraordinary items)	22.88	22.88	22.88	22.88	22.88	22.88	22.88	22.88	22.88
Total Comprehensive Income for the period [Comprising Profit for the period (after tax) and Other Comprehensive Income (after tax)]	22.88	22.88	22.88	22.88	22.88	22.88	22.88	22.88	22.88
Paid up equity share capital (Face value of Rs. 10 each, fully paid up)	22.88	22.88	22.88	22.88	22.88	22.88	22.88	22.88	22.88
Reserves (excluding Revaluation Reserve) as shown in Audited Balance Sheet of the previous year									
Earnings per share (EPS) (for continuing and discontinued operations) (of Rs. 10 each) (Not annualised)									
Basic	22.88	22.88	22.88	22.88	22.88	22.88	22.88	22.88	22.88
Diluted	22.88	22.88	22.88	22.88	22.88	22.88	22.88	22.88	22.88

CABOTLAND TRADING PRIVATE LIMITED									
Consolidated Financial Results for the Quarter ended December 31, 2025									
Particulars	December 31, 2025	September 30, 2025	December 31, 2024	September 30, 2024	December 31, 2023	September 30, 2023	December 31, 2022	September 30, 2022	December 31, 2021
Total income from operations	22.88	22.88	22.88	22.88	22.88	22.88	22.88	22.88	22.88
Net Profit for the period (before Tax, Exceptional and/or Extraordinary items)	22.88	22.88	22.88	22.88	22.88	22.88	22.88	22.88	22.88
Net Profit for the period before tax (after Exceptional and/or Extraordinary items)	22.88	22.88	22.88	22.88	22.88	22.88	22.88	22.88	22.88
Net Profit / (Loss) for the period after tax (after Exceptional and/or Extraordinary items)	22.88	22.88	22.88	22.88	22.88	22.88	22.88	22.88	22.88
Total Comprehensive Income for the period [Comprising Profit for the period (after tax) and Other Comprehensive Income (after tax)]	22.88	22.88	22.88	22.88	22.88	22.88	22.88	22.88	22.88
Paid up equity share capital (Face value of Rs. 10 each, fully paid up)	22.88	22.88	22.88	22.88	22.88	22.88	22.88	22.88	22.88
Reserves (excluding Revaluation Reserve) as shown in Audited Balance Sheet of the previous year									
Earnings per share (EPS) (for continuing and discontinued operations) (of Rs. 10 each) (Not annualised)									
Basic	22.88	22.88	22.88	22.88	22.88	22.88	22.88	22.88	22.88
Diluted	22.88	22.88	22.88	22.88	22.88	22.88	22.88	22.88	22.88

eClerx eClerx Services Limited				
CIN : L72200MH2000PLC125319				
Regd. Office : Sonawala Building, 1 st Floor, 29, Bank Street, Fort, Mumbai - 400 023				
Phone: + 91 (22) 6614 8301, Fax: +91 (22) 6614 8655, Email: investor@eclerx.com, Website: www.eclerx.com				
EXTRACT OF UNAUDITED CONSOLIDATED FINANCIAL RESULTS FOR THE QUARTER ENDED DECEMBER 31, 2025				
(Rupees in million, except per share data)				
Particulars	Quarter ended			Nine Months ended
	December 31, 2025	September 30, 2025	December 31, 2024	December 31, 2025
	(Unaudited)	(Unaudited)	(Unaudited)	(Unaudited)
Total income from operations	10,703.32	10,048.51	8,538.21	30,097.39
Net Profit for the period (before Tax, Exceptional and/or Extraordinary items)	2,501.15	2,450.03	1,839.99	6,831.74
Net Profit for the period before tax (after Exceptional and/or Extraordinary items)	2,501.15	2,450.03	1,839.99	6,831.74
Net Profit / (Loss) for the period after tax (after Exceptional and/or Extraordinary items)	1,918.08	1,834.60	1,371.99	5,168.18
Total Comprehensive Income for the period [Comprising Profit for the period (after tax) and Other Comprehensive Income (after tax)]	2,052.44	1,801.68	998.76	5,682.30
Paid up equity share capital (Face value of Rs. 10 each, fully paid up)	467.83	469.17	470.15	467.83
Reserves (excluding Revaluation Reserve) as shown in Audited Balance Sheet of the previous year				
Earnings per share (EPS) (for continuing and discontinued operations) (of Rs. 10 each) (Not annualised)				
Basic	40.81	39.00	29.16	110.02
Diluted	39.79	38.10	28.56	107.51

Extract of Unaudited Standalone Financial Results for the quarter ended December 31, 2025


Particulars	Quarter ended			Nine Months ended
	December 31, 2025	September 30, 2025	December 31, 2024	December 31, 2025
	(Unaudited)	(Unaudited)	(Unaudited)	(Unaudited)
Total income from operations	7,361.00	6,912.87	6,086.26	20,924.71
Profit before tax	1,683.78	1,471.83	1,117.61	4,404.44
Profit after tax	1,259.69	1,101.14	832.25	3,290.00

Note:

1. The above is an extract of the detailed format of the unaudited Consolidated Financial Results for the quarter ended December 31, 2025 filed with the Stock Exchanges under Regulation 33 of the SEBI (Listing and Other Disclosure Requirements) Regulations, 2015. The full format of the unaudited financial results are available on the Stock Exchanges websites, www.bseindia.com and www.nseindia.com and on the Company's website www.eclerx.com.

For and on behalf of Board of Directors

Sd/-
Kapil Jain
Managing Director & Group CEO






Place : Mumbai


Date : January 28, 2026

Ramco Systems Limited									
Registered Office: 17, 18B, Naga, Hyderabad - 500 002									
Corporate Office: 16, Nanda Puri Road, New Delhi - 110 028									
CIN: L26200KA1999PLC000001 Email: info@ramcosys.com Website: www.ramcosys.com									
Statement of Consolidated Financial Results for the Quarter ended December 31, 2025									
Particulars	Quarter ended December 31, 2025			Quarter ended December 31, 2024			Quarter ended December 31, 2023		
	Rs. Lakhs	Rs. Crores	Rs. Lakhs	Rs. Lakhs	Rs. Crores	Rs. Lakhs	Rs. Lakhs	Rs. Crores	Rs. Lakhs
Revenue	22.88	22.88	22.88	22.88	22.88	22.88	22.88	22.88	22.88
Cost of Sales	(10.00)	(10.00)	(10.00)	(10.00)	(10.00)	(10.00)	(10.00)	(10.00)	(10.00)
Operating Profit	12.88	12.88	12.88	12.88	12.88	12.88	12.88	12.88	12.88
Finance Income	0.00	0.00	0.00	0.00	0.00	0.00	0.00	0.00	0.00
Finance Expense	(0.00)	(0.00)	(0.00)	(0.00)	(0.00)	(0.00)	(0.00)	(0.00)	(0.00)
Profit before Tax	12.88	12.88	12.88	12.88	12.88	12.88	12.88	12.88	12.88
Income Tax Expense	(3.00)	(3.00)	(3.00)	(3.00)	(3.00)	(3.00)	(3.00)	(3.00)	(3.00)
Profit after Tax	9.88	9.88	9.88	9.88	9.88	9.88	9.88	9.88	9.88
Other Comprehensive Income	0.00	0.00	0.00	0.00	0.00	0.00	0.00	0.00	0.00
Profit for the period	9.88	9.88	9.88	9.88	9.88	9.88	9.88	9.88	9.88
Basic Earnings per Share (EPS)	9.88	9.88	9.88	9.88	9.88	9.88	9.88	9.88	9.88
Diluted Earnings per Share (EPS)	9.88	9.88	9.88	9.88	9.88	9.88	9.88	9.88	9.88
The above figures are preliminary and subject to audit.									
The figures are in Lakhs of Indian Rupees, unless otherwise specified.									
The figures are rounded off to two decimal places.									
The figures are subject to change without notice.									
The figures are for the quarter ended December 31, 2025.									
The figures are for the quarter ended December 31, 2024.									
The figures are for the quarter ended December 31, 2023.									
The figures are for the quarter ended December 31, 2022.									
The figures are for the quarter ended December 31, 2021.									
The figures are for the quarter ended December 31, 2020.									
The figures are for the quarter ended December 31, 2019.									
The figures are for the quarter ended December 31, 2018.									
The figures are for the quarter ended December 31, 2017.									
The figures are for the quarter ended December 31, 2016.									
The figures are for the quarter ended December 31, 2015.									
The figures are for the quarter ended December 31, 2014.									
The figures are for the quarter ended December 31, 2013.									
The figures are for the quarter ended December 31, 2012.									
The figures are for the quarter ended December 31, 2011.									
The figures are for the quarter ended December 31, 2010.									
The figures are for the quarter ended December 31, 2009.									
The figures are for the quarter ended December 31, 2008.									
The figures are for the quarter ended December 31, 2007.									
The figures are for the quarter ended December 31, 2006.									
The figures are for the quarter ended December 31, 2005.									
The figures are for the quarter ended December 31, 2004.									
The figures are for the quarter ended December 31, 2003.									
The figures are for the quarter ended December 31, 2002.									
The figures are for the quarter ended December 31, 2001.									
The figures are for the quarter ended December 31, 2000.									
The figures are for the quarter ended December 31, 1999.									
The figures are for the quarter ended December 31, 1998.									
The figures are for the quarter ended December 31, 1997.									
The figures are for the quarter ended December 31, 1996.									
The figures are for the quarter ended December 31, 1995.									
The figures are for the quarter ended December 31, 1994.									
The figures are for the quarter ended December 31, 1993.									
The figures are for the quarter ended December 31, 1992.									
The figures are for the quarter ended December 31, 1991.									
The figures are for the quarter ended December 31, 1990.									
The figures are for the quarter ended December 31, 1989.									
The figures are for the quarter ended December 31, 1988.									
The figures are for the quarter ended December 31, 1987.									
The figures are for the quarter ended December 31, 1986.									
The figures are for the quarter ended December 31, 1985.									
The figures are for the quarter ended December 31, 1984.									
The figures are for the quarter ended December 31, 1983.									
The figures are for the quarter ended December 31, 1982.									
The figures are for the quarter ended December 31, 1981.									
The figures are for the quarter ended December 31, 1980.									
The figures are for the quarter ended December 31, 1979.									
The figures are for the quarter ended December 31, 1978.									
The figures are for the quarter ended December 31, 1977.									
The figures are for the quarter ended December 31, 1976.									
The figures are for the quarter ended December 31, 1975.									
The figures are for the quarter ended December 31, 1974.									
The figures are for the quarter ended December 31, 1973.									
The figures are for the quarter ended December 31, 1972.									
The figures are for the quarter ended December 31, 1971.									
The figures are for the quarter ended December 31, 1970.									
The figures are for the quarter ended December 31, 1969.									
The figures are for the quarter ended December 31, 1968.									
The figures are for the quarter ended December 31, 1967.									
The figures are for the quarter ended December 31, 1966.									
The figures are for the quarter ended December 31, 1965.									
The figures are for the quarter ended December 31, 1964.									
The figures are for the quarter ended December 31, 1963.									
The figures are for the quarter ended December 31, 1962.									
The figures are for the quarter ended December 31, 1961.									
The figures are for the quarter ended December 31, 1960.									
The figures are for the quarter ended December 31, 1959.									
The figures are for the quarter ended December 31, 1958.									
The figures are for the quarter ended December 31, 1957.									
The figures are for the quarter ended December 31, 1956.									
The figures are for the quarter ended December 31, 1955.									
The figures are for the quarter ended December 31, 1954.									
The figures are for the quarter ended December 31, 1953.									
The figures are for the quarter ended December 31, 1952.									
The figures are for the quarter ended December 31, 1951.									
The figures are for the quarter ended December 31, 1950.									
The figures are for the quarter ended December 31, 1949.									
The figures are for the quarter ended December 31, 1948.									
The figures are for the quarter ended December 31, 1947.									
The figures are for the quarter ended December 31, 1946.									
The figures are for the quarter ended December 31, 1945.									
The figures are for the quarter ended December 31, 1944.									
The figures are for the quarter ended December 31, 1943.									
The figures are for the quarter ended December 31, 1942.									
The figures are for the quarter ended December 31, 1941.									
The figures are for the quarter ended December 31, 1940.									
The figures are for the quarter ended December 31, 1939.									
The figures are for the quarter ended December 31, 1938.									
The figures are for the quarter ended December 31, 1937.									
The figures are for the quarter ended December 31, 1936.									
The figures are for the quarter ended December 31, 1935.									
The figures are for the quarter ended December 31, 1934.									
The figures are for the quarter ended December 31, 1933.									
The figures are for the quarter ended December 31, 1932.									
The figures are for the quarter ended December 31, 1931.									
The figures are for the quarter ended December 31, 1930.									
The figures are for the quarter ended December 31, 1929.									
The figures are for the quarter ended December 31, 1928.									
The figures are for the quarter ended December 31, 1927.									
The figures are for the quarter ended December 31, 1926.									
The figures are for the quarter ended December 31, 1925.									
The figures are for the quarter ended December 31, 1924.									
The figures are for the quarter ended December 31, 1923.									
The figures are for the quarter ended December 31, 1922.									
The figures are for the quarter ended December 31, 1921.									
The figures are for the quarter ended December 31, 1920.									
The figures are for the quarter ended December 31, 1919.									
The figures are for the quarter ended December 31, 1918.									
The figures are for the quarter ended December 31, 1917.									
The figures are for the quarter ended December 31, 1916.									
The figures are for the quarter ended December 31, 1915.									
The figures are for the quarter ended December 31, 1914.									
The figures are for the quarter ended December 31, 1913.									
The figures are for the quarter ended December 31, 1912.									
The figures are for the quarter ended December 31, 1911.									
The figures are for the quarter ended December 31, 1910.									
The figures are for the quarter ended December 31, 1909.									
The figures are for the quarter ended December 31, 1908.									
The figures are for the quarter ended December 31, 1907.									
The figures are for the quarter ended December 31, 1906.									
The figures are for the quarter ended December 31, 1905.									
The figures are for the quarter ended December 31, 1904.									
The figures are for the quarter ended December 31, 1903.									
The figures are for the quarter ended December 31, 1902.									
The figures are for the quarter ended December 31, 1901.									
The figures are for the quarter ended December 31, 1900.									
The figures are for the quarter ended December 31, 1899.									
The figures are for the quarter ended December 31, 1898.									
The figures are for the quarter ended December 31, 1897.									
The figures are for the quarter ended December 31, 1896.									
The figures are for the quarter ended December 31, 1895.									
The figures are for the quarter ended December 31, 1894.									
The figures are for the quarter ended December 31, 1893.									
The figures are for the quarter ended December 31, 1892.									
The figures are for the quarter ended December 31, 1891.									
The figures are for the quarter ended December 31, 1890.									
The figures are for the quarter ended December 31, 1889.									
The figures are for the quarter ended December 31, 1888.									
The figures are for the quarter ended December 31, 1887.									
The figures are for the quarter ended December 31, 1886.									
The figures are for the quarter ended December 31, 1885.									
The figures are for the quarter ended December 31, 1884.									
The figures are for the quarter ended December 31, 1883.									
The figures are for the quarter ended December 31, 1882.									
The figures are for the quarter ended December 31, 1881.									
The figures are for the quarter ended December 31, 1880.									
The figures are for the quarter ended December 31, 1879.									
The figures are for the quarter ended December 31, 1878.									
The figures are for the quarter ended December 31, 1877.									
The figures are for the quarter ended December 31, 1876.									
The figures are for the quarter ended December 31, 1875.									
The figures are for the quarter ended December 31, 1874.									
The figures are for the quarter ended December 31, 1873.									
The figures are for the quarter ended December 31, 1872.									
The figures are for the quarter ended December 31, 1871.									
The figures are for the quarter ended December 31, 1870.									
The figures are for the quarter ended December 31, 1869.									
The figures are for the quarter ended December 31, 1868.									
The figures are for the quarter ended December 31, 1867.									
The figures are for the quarter ended December 31, 1866.									
The figures are for the quarter ended December 31, 1865.									
The figures are for the quarter ended December 31, 1864.									
The figures are for the quarter ended December 31, 1863.									
The figures are for the quarter ended December 31, 1862.									
The figures are for the quarter ended December 31, 1861.									
The figures are for the quarter ended December 31, 1860.									
The figures are for the quarter ended December 31, 1859.									
The figures are for the quarter ended December 31, 1858.									
The figures are for the quarter ended December 31, 1857.									
The figures are for the quarter ended December 31, 1856.									
The figures are for the quarter ended December 31, 1855.									
The figures are for the quarter ended December 31, 1854.									
The figures are for the quarter ended December 31, 1853.									
The figures are for the quarter ended December 31, 1852.									
The figures are for the quarter ended December 31, 1851.									
The figures are for the quarter ended December 31, 1850.									
The figures are for the quarter ended December 31, 1849.									
The figures are for the quarter ended December 31, 1848.									
The figures are for the quarter ended December 31, 1847.									
The figures are for the quarter ended December 31, 1846.									
The figures are for the quarter ended December 31, 1845.									
The figures are for the quarter ended December 31, 1844.									
The figures are for the quarter ended December 31, 1843.									
The figures are for the quarter ended December 31, 1842.									
The figures are for the quarter ended December 31, 1841.									
The figures are for the quarter ended December 31, 1840.									
The figures are for the quarter ended December 31, 1839.									
The figures are for the quarter ended December 31, 1838.									
The figures are for the quarter ended December 31, 1837.									
The figures are for the quarter ended December 31, 1836.									
The figures are for the quarter ended December 31, 1835.									
The figures are for the quarter ended December 31, 1834.									
The figures are for the quarter ended December 31, 1833.									
The figures are for the quarter ended December 31, 1832.									
The figures are for the quarter ended December 31, 1831.									
The figures are for the quarter ended December 31, 1830.									
The figures are for the quarter ended December 31, 1829.									
The figures are for the quarter ended December 31, 1828.									
The figures are for the quarter ended December 31, 1827.									
The figures are for the quarter ended December 31, 1826.									
The figures are for the quarter ended December 31, 1825.									
The figures are for the quarter ended December 31, 1824.									
The figures are for the quarter ended December 31, 1823.									
The figures are for the quarter ended December 31, 1822.									
The figures are for the quarter ended December 31, 1821.									
The figures are for the quarter ended December 31, 1820.									
The figures are for the quarter ended December 31, 1819.									
The figures are for the quarter ended December 31, 1818.									
The figures are for the quarter ended December 31, 1817.									
The figures are for the quarter ended December 31, 1816.									
The figures are for the quarter ended December 31, 1815.									
The figures are for the quarter ended December 31, 1814.									
The figures are for the quarter ended December 31, 1813.									
The figures are for the quarter ended December 31, 1812.									
The figures are for the quarter ended December 31, 1811.									
The figures are for the quarter ended December 31, 1810.									
The figures are for the quarter ended December 31, 1809.									
The figures are for the quarter ended December 31, 1808.									
The figures are for the quarter ended December 31, 1807.									
The figures are for the quarter ended December 31, 1806.									
The figures are for the quarter ended December 31, 1805.									
The figures are for the quarter ended December 31, 1804.									
The figures are for the quarter ended December 31, 1803.									
The figures are for the quarter ended December 31, 1802.									
The figures are for the quarter ended December 31, 1801.									
The figures are for the quarter ended December 31, 1800.									
The figures are for the quarter ended December 31, 1799.									
The figures are for the quarter ended December 31, 1798.									
The figures are for the quarter ended December 31, 1797.									
The figures are for the quarter ended December 31, 1796.									
The figures are for the quarter ended December 31, 1795.									
The figures are for the quarter ended December 31, 1794.									
The figures are for the quarter ended December 31, 1793.									
The figures are for the quarter ended December 31, 1792.									
The figures are for the quarter ended December 31, 1791.									
The figures are for the quarter ended December 31, 1790.									
The figures are for the quarter ended December 31, 1789.									
The figures are for the quarter ended December 31, 1788.									
The figures are for the quarter ended December 31, 1787.									
The figures are for the quarter ended December 31, 1786.									
The figures are for the quarter ended December 31, 1785.									
The figures are for the quarter ended December 31, 1784.									
The figures are for the quarter ended December 31, 1783.									
The figures are for the quarter ended December 31, 1782.									
The figures are for the quarter ended December 31, 1781.									
The figures are for the quarter ended December 31, 1780.									
The figures are for the quarter ended December 31, 1779.									
The figures are for the quarter ended December 31, 1778.									
The figures are for the quarter ended December 31, 1777.									
The figures are for the quarter ended December 31, 1776.									
The figures are for the quarter ended December 31, 1775.									
The figures are for the quarter ended December 31, 1774.									
The figures are for the quarter ended December 31, 1773.									
The figures are for the quarter ended December 31, 1772.									
The figures are for the quarter ended December 31, 1771.									
The figures are for the quarter ended December 31, 1770.									
The figures are for the quarter ended December 31, 1769.									
The figures are for the quarter ended December 31, 1768.									
The figures are for the quarter ended December 31, 1767.									
The figures are for the quarter ended December 31, 1766.									
The figures are for the quarter ended December 31, 1765.									
The figures are for the quarter ended December 31, 1764.									
The figures are for the quarter ended December 31, 1763.									
The figures are for the quarter ended December 31, 1762.									
The figures are for the quarter ended December 31, 1761.									
The figures are for the quarter ended December 31, 1760.									
The figures are for the quarter ended December 31, 1759.									
The figures are for the quarter ended December 31, 1758.									
The figures are for the quarter ended December 31, 1757.									
The figures are for the quarter ended December 31, 1756.									
The figures are for the quarter ended December 31, 1755.									
The figures are for the quarter ended December 31, 1754.									
The figures are for the quarter ended December 31, 1753.									
The figures are for the quarter ended December 31, 1752.									
The figures are for the quarter ended December 31, 1751.									
The figures are for the quarter ended December 31, 1750.									
The figures are for the quarter ended December 31, 1749.									
The figures are for the quarter ended December 31, 1748.									
The figures are for the quarter ended December 31, 1747.									
The figures are for the quarter ended December 31, 1746.									
The figures are for the quarter ended December 31, 1745.									
The figures are for the quarter ended December 31, 1744.									
The figures are for the quarter ended December 31, 1743.									
The figures are for the quarter ended December 31, 1742.									
The figures are for the quarter ended December 31, 1741.									
The figures are for the quarter ended December 31, 1740.									
The figures are for the quarter ended December 31, 1739.									
The figures are for the quarter ended December 31, 1738.									
The figures are for the quarter ended December 31, 1737.									
The figures are for the quarter ended December 31, 1736.									
The figures are for the quarter ended December 31, 1735.									
The figures are for the quarter ended December 31, 1734.									
The figures are for the quarter ended December 31, 1733.									
The figures are for the quarter ended December 31, 1732.									
The figures are for the quarter ended December 31, 1731.									
The figures are for the quarter ended December 31, 1730.									
The figures are for the quarter ended December 31, 1729.									
The figures are for the quarter ended December 31, 1728.									
The figures are for the quarter ended December 31, 1727.									
The figures are for the quarter ended December 31, 1726.									
The figures are for the quarter ended December 31, 1725.									
The figures are for the quarter ended December 31, 1724.									
The figures are for the quarter ended December 31, 1723.									
The figures are for the quarter ended December 31, 1722.									
The figures are for the quarter ended December 31, 1721.									
The figures are for the quarter ended December 31, 1720.									
The figures are for the quarter ended December 31, 1719.									
The figures are for the quarter ended December 31, 1718.									
The figures are for the quarter ended December 31, 1717.									
The figures are for the quarter ended December 31, 1716.									
The figures are for the quarter ended December 31, 1715.									
The figures are for the quarter ended December 31, 1714.									
The figures are for the quarter ended December 31, 1713.									
The figures are for the quarter ended December 31, 1712.									
The figures are for the quarter ended December 31, 1711.									
The figures are for the quarter ended December 31, 1710.									
The figures are for the quarter ended December 31, 1709.									
The figures are for the quarter ended December 31, 1708.									
The figures are for the quarter ended December 31, 1707.									
The figures are for the quarter ended December 31, 1706.									
The figures are for the quarter ended December 31, 1705.									
The figures are for the quarter ended December 31, 1704.									
The figures are for the quarter ended December 31, 1703.									
The figures are for the quarter ended December 31, 1702.									
The figures are for the quarter ended December 31, 1701.									
The figures are for the quarter ended December 31, 1700.									
The figures are for the quarter ended December 31, 1699.									
The figures are for the quarter ended December 31, 1698.									
The figures are for the quarter ended December 31, 1697.									
The figures are for the quarter ended December 31, 1696.									
The figures are for the quarter ended December 31, 1695.									
The figures are for the quarter ended December 31, 1694.									
The figures are for the quarter ended December 31, 1693.									
The figures are for the quarter ended December 31, 1692.									
The figures are for the quarter ended December 31, 1691.									
The figures are for the quarter ended December 31, 1690.									
The figures are for the quarter ended December 31, 1689.									
The figures are for the quarter ended December 31, 1688.									
The figures are for the quarter ended December 31, 1687.									
The figures are for the quarter ended December 31, 1686.									
The figures are for the quarter ended December 31, 1685.									
The figures are for the quarter ended December 31, 1684.									
The figures are for the quarter ended December 31, 1683.									
The figures are for the quarter ended December 31, 1682.									
The figures are for the quarter ended December 31, 1681.									
The figures are for the quarter ended December 31, 1680.									
The figures are for the quarter ended December 31, 1679.									
The figures are for the quarter ended December 31, 1678.									
The figures are for the quarter ended December 31, 1677.									
The figures are for the quarter ended December 31, 1676.									
The figures are for the quarter ended December 31, 1675.									
The figures are for the quarter ended December 31, 1674.									
The figures are for the quarter ended December 31, 1673.									
The figures are for the quarter ended December 31, 1672.									
The figures are for the quarter ended December 31, 1671.									
The figures are for the quarter ended December 31, 1670.									
The figures are for the quarter ended December 31, 1669.									
The figures are for the quarter ended December 31, 1668.									
The figures are for the quarter ended December 31, 1667.									
The figures are for the quarter ended December 31, 16									

[illegible]

<div>  <p>New State Developers Limited</p> <p>100, 101, 102, 103, 104, 105, 106, 107, 108, 109, 110, 111, 112, 113, 114, 115, 116, 117, 118, 119, 120, 121, 122, 123, 124, 125, 126, 127, 128, 129, 130, 131, 132, 133, 134, 135, 136, 137, 138, 139, 140, 141, 142, 143, 144, 145, 146, 147, 148, 149, 150, 151, 152, 153, 154, 155, 156, 157, 158, 159, 160, 161, 162, 163, 164, 165, 166, 167, 168, 169, 170, 171, 172, 173, 174, 175, 176, 177, 178, 179, 180, 181, 182, 183, 184, 185, 186, 187, 188, 189, 190, 191, 192, 193, 194, 195, 196, 197, 198, 199, 200, 201, 202, 203, 204, 205, 206, 207, 208, 209, 210, 211, 212, 213, 214, 215, 216, 217, 218, 219, 220, 221, 222, 223, 224, 225, 226, 227, 228, 229, 230, 231, 232, 233, 234, 235, 236, 237, 238, 239, 240, 241, 242, 243, 244, 245, 246, 247, 248, 249, 250, 251, 252, 253, 254, 255, 256, 257, 258, 259, 260, 261, 262, 263, 264, 265, 266, 267, 268, 269, 270, 271, 272, 273, 274, 275, 276, 277, 278, 279, 280, 281, 282, 283, 284, 285, 286, 287, 288, 289, 290, 291, 292, 293, 294, 295, 296, 297, 298, 299, 300, 301, 302, 303, 304, 305, 306, 307, 308, 309, 310, 311, 312, 313, 314, 315, 316, 317, 318, 319, 320, 321, 322, 323, 324, 325, 326, 327, 328, 329, 330, 331, 332, 333, 334, 335, 336, 337, 338, 339, 340, 341, 342, 343, 344, 345, 346, 347, 348, 349, 350, 351, 352, 353, 354, 355, 356, 357, 358, 359, 360, 361, 362, 363, 364, 365, 366, 367, 368, 369, 370, 371, 372, 373, 374, 375, 376, 377, 378, 379, 380, 381, 382, 383, 384, 385, 386, 387, 388, 389, 390, 391, 392, 393, 394, 395, 396, 397, 398, 399, 400, 401, 402, 403, 404, 405, 406, 407, 408, 409, 410, 411, 412, 413, 414, 415, 416, 417, 418, 419, 420, 421, 422, 423, 424, 425, 426, 427, 428, 429, 430, 431, 432, 433, 434, 435, 436, 437, 438, 439, 440, 441, 442, 443, 444, 445, 446, 447, 448, 449, 450, 451, 452, 453, 454, 455, 456, 457, 458, 459, 460, 461, 462, 463, 464, 465, 466, 467, 468, 469, 470, 471, 472, 473, 474, 475, 476, 477, 478, 479, 480, 481, 482, 483, 484, 485, 486, 487, 488, 489, 490, 491, 492, 493, 494, 495, 496, 497, 498, 499, 500, 501, 502, 503, 504, 505, 506, 507, 508, 509, 510, 511, 512, 513, 514, 515, 516, 517, 518, 519, 520, 521, 522, 523, 524, 525, 526, 527, 528, 529, 530, 531, 532, 533, 534, 535, 536, 537, 538, 539, 540, 541, 542, 543, 544, 545, 546, 547, 548, 549, 550, 551, 552, 553, 554, 555, 556, 557, 558, 559, 560, 561, 562, 563, 564, 565, 566, 567, 568, 569, 570, 571, 572, 573, 574, 575, 576, 577, 578, 579, 580, 581, 582, 583, 584, 585, 586, 587, 588, 589, 590, 591, 592, 593, 594, 595, 596, 597, 598, 599, 600, 601, 602, 603, 604, 605, 606, 607, 608, 609, 610, 611, 612, 613, 614, 615, 616, 617, 618, 619, 620, 621, 622, 623, 624, 625, 626, 627, 628, 629, 630, 631, 632, 633, 634, 635, 636, 637, 638, 639, 640, 641, 642, 643, 644, 645, 646, 647, 648, 649, 650, 651, 652, 653, 654, 655, 656, 657, 658, 659, 660, 661, 662, 663, 664, 665, 666, 667, 668, 669, 670, 671, 672, 673, 674, 675, 676, 677, 678, 679, 680, 681, 682, 683, 684, 685, 686, 687, 688, 689, 690, 691, 692, 693, 694, 695, 696, 697, 698, 699, 700, 701, 702, 703, 704, 705, 706, 707, 708, 709, 710, 711, 712, 713, 714, 715, 716, 717, 718, 719, 720, 721, 722, 723, 724, 725, 726, 727, 728, 729, 730, 731, 732, 733, 734, 735, 736, 737, 738, 739, 740, 741, 742, 743, 744, 745, 746, 747, 748, 749, 750, 751, 752, 753, 754, 755, 756, 757, 758, 759, 760, 761, 762, 763, 764, 765, 766, 767, 768, 769, 770, 771, 772, 773, 774, 775, 776, 777, 778, 779, 780, 781, 782, 783, 784, 785, 786, 787, 788, 789, 790, 791, 792, 793, 794, 795, 796, 797, 798, 799, 800, 801, 802, 803, 804, 805, 806, 807, 808, 809, 810, 811, 812, 813, 814, 815, 816, 817, 818, 819, 820, 821, 822, 823, 824, 825, 826, 827, 828, 829, 830, 831, 832, 833, 834, 835, 836, 837, 838, 839, 840, 841, 842, 843, 844, 845, 846, 847, 848, 849, 850, 851, 852, 853, 854, 855, 856, 857, 858, 859, 860, 861, 862, 863, 864, 865, 866, 867, 868, 869, 870, 871, 872, 873, 874, 875, 876, 877, 878, 879, 880, 881, 882, 883, 884, 885, 886, 887, 888, 889, 890, 891, 892, 893, 894, 895, 896, 897, 898, 899, 90</p></div>
--

<div>eClerx</div> <div>eClerx Services Limited</div> <div>CIN : L72200MH2000PLC125913</div> <div>Regd. Office : Sonawala Building, 1st Floor, 29, Bank Street, Fort, Mumbai - 400 023</div> <div>Phone: + 91 (22) 6614 8301, Fax: +91 (22) 6614 8655, Email: investor@eclerx.com, Website: www.eclerx.com</div>				
EXTRACT OF UNAUDITED CONSOLIDATED FINANCIAL RESULTS FOR THE QUARTER ENDED DECEMBER 31, 2025 (Rupees in million, except per share data)				
Particulars	Quarter ended			Nine Months ended
	December 31, 2025	September 30, 2025	December 31, 2024	December 31, 2025
	(Unaudited)	(Unaudited)	(Unaudited)	(Unaudited)
Total income from operations	10,703.32	10,048.51	8,538.21	30,097.39
Net Profit for the period (before Tax, Exceptional and/or Extraordinary items)	2,501.15	2,450.03	1,839.99	6,831.74
Net Profit for the period before tax (after Exceptional and/or Extraordinary items)	2,501.15	2,450.03	1,839.99	6,831.74
Net Profit / (Loss) for the period after tax (after Exceptional and/or Extraordinary items)	1,918.08	1,834.60	1,371.99	5,168.18
Total Comprehensive Income for the period [Comprising Profit for the period (after tax) and Other Comprehensive Income (after tax)]	2,052.44	1,801.68	998.76	5,682.30
Paid up equity share capital (Face value of Rs. 10 each, fully paid up)	467.83	469.17	470.15	467.83
Reserves (excluding Revaluation Reserve) as shown in Audited Balance Sheet of the previous year				
Earnings per share (EPS) (for continuing and discontinued operations) (of Rs. 10 each) (Not annualised)				
Basic	40.81	39.00	29.16	110.02
Diluted	39.79	38.10	28.56	107.51
Extract of Unaudited Standalone Financial Results for the quarter ended December 31, 2025				
Particulars	Quarter ended			Nine Months ended
	December 31, 2025	September 30, 2025	December 31, 2024	December 31, 2025
	(Unaudited)	(Unaudited)	(Unaudited)	(Unaudited)
Total income from operations	7,361.00	6,912.87	6,086.26	20,924.71
Profit before tax	1,683.78	1,471.83	1,117.61	4,404.44
Profit after tax	1,259.69	1,101.14	832.25	3,290.00
Note: 1. The above is an extract of the detailed format of the unaudited Consolidated Financial Results for the quarter ended December 31, 2025 filed with the Stock Exchanges under Regulation 33 of the SEBI (Listing and Other Disclosure Requirements) Regulations, 2015. The full format of the unaudited financial results are available on the Stock Exchanges websites, www.bseindia.com and www.nseindia.com and on the Company's website www.eclerx.com .				
For and on behalf of Board of Directors <div>  </div>				
Place : Mumbai Date : January 28, 2026				<div>  </div>
Managing Director & Group CEO				



eClerx
eClerx Services Limited
CIN : L72200MH2000PLC125319
Regd. Office : Sonawala Building, 1st Floor, 29, Bank Street, Fort, Mumbai - 400 023
Phone: + 91 (22) 6614 8301, Fax: +91 (22) 6614 8655, Email: investor@eclerx.com, Website: www.eclerx.com

**EXTRACT OF UNAUDITED CONSOLIDATED FINANCIAL RESULTS
FOR THE QUARTER ENDED DECEMBER 31, 2025**

(Rupees in million, except per share data)

Particulars	Quarter ended			Nine Months ended
	December 31, 2025	September 30, 2025	December 31, 2024	December 31, 2025
	(Unaudited)	(Unaudited)	(Unaudited)	(Unaudited)
Total income from operations	10,703.32	10,048.51	8,538.21	30,097.39
Net Profit for the period (before Tax, Exceptional and/or Extraordinary items)	2,501.15	2,450.03	1,839.99	6,831.74
Net Profit for the period before tax (after Exceptional and/or Extraordinary items)	2,501.15	2,450.03	1,839.99	6,831.74
Net Profit / (Loss) for the period after tax (after Exceptional and/or Extraordinary items)	1,918.08	1,834.60	1,371.99	5,168.18
Total Comprehensive Income for the period [Comprising Profit for the period (after tax) and Other Comprehensive Income (after tax)]	2,052.44	1,801.68	998.76	5,682.30
Paid up equity share capital (Face value of Rs. 10 each, fully paid up)	467.83	469.17	470.15	467.83
Reserves (excluding Revaluation Reserve) as shown in Audited Balance Sheet of the previous year				
Earnings per share (EPS) (for continuing and discontinued operations) (of Rs. 10 each) (Not annualised)				
Basic	40.81	39.00	29.16	110.02
Diluted	39.79	38.10	28.56	107.51

Extract of Unaudited Standalone Financial Results for the quarter ended December 31, 2025

Particulars	Quarter ended			Nine Months ended
	December 31, 2025	September 30, 2025	December 31, 2024	December 31, 2025
	(Unaudited)	(Unaudited)	(Unaudited)	(Unaudited)
Total income from operations	7,361.00	6,912.87	6,086.26	20,924.71
Profit before tax	1,683.78	1,471.83	1,117.61	4,404.44
Profit after tax	1,259.69	1,101.14	832.25	3,290.00

Note:
1. The above is an extract of the detailed format of the unaudited Consolidated Financial Results for the quarter ended December 31, 2025 filed with the Stock Exchanges under Regulation 33 of the SEBI (Listing and Other Disclosure Requirements) Regulations, 2015. The full format of the un-audited financial results are available on the Stock Exchanges websites, www.bseindia.com and www.nseindia.com and on the Company's website www.eclerx.com.

For and on behalf of Board of Directors
Sd/-
Kapil Jain
Managing Director & Group CEO

Place : Mumbai
Date : January 28, 2026

