

**LOYAL TEXTILE MILLS LTD**

**LOYAL**

(FOUR STAR EXPORT HOUSE RECOGNISED BY GOVT. OF INDIA)

**Independent Auditor's Report on the Quarterly and Year to Date Standalone Audited Financial Results of the company pursuant to the Regulation 33 of the SEBI (Listing Obligations and Disclosure Requirements) Regulations, 2015 (as amended)**

To the Board of Directors of  
Loyal Textile Mills Limited

**Report on the audit of the Standalone Financial Results**

**Opinion**

We have audited the accompanying standalone financial results of Loyal Textile Mills Limited ("the company") for the quarter and year ended 31<sup>st</sup> March 2023 ("the Statement"), attached herewith, being submitted by the company pursuant to the requirement of Regulation 33 of the SEBI (Listing Obligations and Disclosure Requirements) Regulations, 2015, as amended ("Listing Regulations").

In our opinion and to the best of our information and according to the explanations given to us the aforesaid standalone financial results:

- a) are presented in accordance with the requirements of the Listing Regulations in this regard  
and
- b) give a true and fair view in conformity with the recognition and measurement principles laid down in the applicable accounting standards and other accounting principles generally accepted in India, of the net profit and other comprehensive loss and other financial information for the quarter and year ended 31<sup>st</sup> March 2023.

**Basis for Opinion**

We conducted our audit in accordance with the Standards on Auditing (SAs) specified under section 143(10) of the Companies Act, 2013 (the Act). Our responsibilities under those Standards are further described in the Auditor's Responsibilities for the Audit of the Standalone Financial Results section of our report. We are independent of the Company, in accordance with the Code of Ethics issued by the Institute of Chartered Accountants of India together with the ethical requirements that are relevant to our audit of the financial results under the provisions of the Companies Act, 2013 and the Rules thereunder, and we have fulfilled our other ethical responsibilities in accordance with these requirements and the Code of Ethics. We believe that the audit evidence we have obtained is sufficient and appropriate to provide a basis for our opinion.



### Management's and Board of Directors' Responsibilities for the Standalone Financial Results

These standalone financial results have been prepared on the basis of the standalone financial statements.

The Company's Management and the Board of Directors are responsible for the preparation of these standalone financial results that give a true and fair view of the net profit and other comprehensive loss and other financial information in accordance with the recognition and

measurement principles as laid down in the Accounting Standards prescribed under Section 133 of the Act read with relevant rules issued thereunder and other accounting principles generally accepted in India and in compliance with Regulation 33 of the Listing Regulations. This responsibility also includes maintenance of adequate accounting records in accordance with the provisions of the Act for safeguarding of the assets of the Company and for preventing and detecting frauds and other irregularities; selection and application of appropriate accounting policies; making judgments and estimates that are reasonable and prudent; and implementation and maintenance of adequate internal financial controls that were effective for ensuring the accuracy and completeness of the accounting records.

- Identify and assess the risks of material misstatement of the standalone financial results, whether due to fraud or error, design and perform audit procedures responsive to those risks, and obtain audit evidence that is sufficient and appropriate to provide a basis for our opinion. The risk of not detecting a material misstatement resulting from fraud is higher than for one resulting from error, as fraud may involve collusion, forgery, intentional omissions, misrepresentations, or the override of internal control.
- Obtain an understanding of internal control relevant to the audit in order to design audit procedures that are appropriate in the circumstances. Under Section 143(3)(i) of the Act, we are also responsible for expressing our opinion through a separate report on the complete set of standalone financial statements on whether the company has adequate internal financial controls with reference to financial statements in place and the operating

published unaudited year to date figures up to the third quarter of the current financial year

~~which were subject to limited review by us.~~

**Attention is drawn to the fact;**

- a. The financial results of the Company for the quarter and year ended 31<sup>st</sup> March 2022 was audited by M/S Ganesh Prasad, who issued unmodified report vide their report dated 30<sup>th</sup> May 2022.

The above reports have been furnished to us by management, which have been relied upon by us for the purpose of review of this Statement. Our audit report is not modified in respect of this matter.

For Brahmayya & Co.,  
Chartered Accountants  
Firm Registration No. 0005145

N Sri Krishna  
Partner

Membership No. 026575

UDIN: 23026575 BGRIPV1553



Place: Chennai

Date: May 29<sup>th</sup> 2023

# LOYAL TEXTILE MILLS LIMITED

STATEMENT OF STANDALONE FINANCIAL RESULTS FOR THE QUARTER AND YEAR ENDED 31<sup>st</sup> MARCH 2023

S.No	PARTICULARS	Quarter Ended				Year Ended
		31.03.2023	31.12.2022	31.03.2022	31.03.2023	31.03.2022
		(Audited)*	(Unaudited)	(Audited)	(Audited)*	(Audited)
1	Revenue from Operations	32,998	28,521	47,547	1,40,289	1,76,287
2	Other Income	2,515	786	634	3,668	892
3	<b>Total Income (1+2)</b>	<b>35,513</b>	<b>29,307</b>	<b>48,181</b>	<b>1,43,957</b>	<b>1,77,178</b>
4	Expenses:					
	a. Cost of materials consumed	19,947	20,895	32,603	94,062	1,13,131
	b. Purchases of Stock in Trade			592	1,857	3,679
	c. Changes in inventories of:					
	- Finished Goods	1,599	(1,948)	(835)	(6,658)	(5,841)
	- Work in progress	(668)	(606)	(3,135)	(151)	(3,210)
	d. Employee benefits expense	4,475	4,338	4,245	17,651	16,377
	e. Finance Costs	1,030	684	649	3,179	2,863
	f. Depreciation & Amortisation expense	924	919	904	3,558	3,700
	g. Other expenses		8,080	7,301	8,483	30,503
	<b>Total Expenses (4)</b>	<b>35,368</b>	<b>31,533</b>	<b>45,505</b>	<b>1,24,107</b>	<b>1,66,303</b>
5	Profit/(Loss) before tax (3-4)	145	(2,226)	2,675	(145)	1,175
6	Tax Expenses					
	a. Current Tax	NIL	(434)	817	NIL	NIL
	b. Deferred Tax Expenses/(Credit)	(132)	256	(80)	(26)	(26)
	c. Income Tax relating to Previous Year	NIL	(171)	43	(242)	(242)
	<b>Net Tax Expenses</b>	<b>(132)</b>	<b>(349)</b>	<b>780</b>	<b>(268)</b>	<b>(268)</b>
7	Profit/(Loss) for the period after tax (5-6)	277	(1,877)	1,895	123	907
8	Other Comprehensive Income, net of Income Tax					
	(a) Items that will not be reclassified to Profit or Loss	(46)	6	(1)	(45)	(45)
	(b) Income tax relating to items that will not be reclassified to Profit or Loss	23	(2)	NIL	20	20
9	<b>Total Comprehensive Income for the period (7+8)</b>	<b>254</b>	<b>(1,873)</b>	<b>1,894</b>	<b>99</b>	<b>882</b>
10	Paid-up equity share/capital (Face Value of Rs.10/- per share)	482	482	482	482	482
11	Earnings per Share (EPS)					
	a. Basic EPS	5.74	(38.99)	39.35	2.56	11.14
	b. Diluted EPS	5.74	(38.99)	39.35	2.56	189.99

\* Refer Note 7.

For LOYAL TEXTILE MILLS LIMITED

*Valli.M.Ramaswami*

Place : Chennai

Valli.M.Ramaswami

Date : 29<sup>th</sup> May 2023

Chairperson and Wholtime Director




# LOYAL TEXTILE MILLS LIMITED


Registered Office : 21/4 Mills Street, Kovilpatti 628 501

CIN : L17111TN1964PLC001361

STATEMENT OF STANDALONE ASSETS AND LIABILITIES AS AT 31<sup>st</sup> MARCH 2023

(₹. in Lakhs)

PARTICULARS	As at 31.03.2023 Audited	As at 31.03.2022 Audited
<b>ASSETS</b>		
<b>A. Non-Current Assets</b>		
(a) Property, Plant & Equipment	32,756	30,026
(b) Capital Work-in-progress	310	440
(c) Investment property	270	276
(d) Other Intangible assets	52	29
(e) Financial Assets		
(i) Investments	198	226
(f) Other Non-Current Assets	3,877	1,715
<b>Total Non-Current Assets (A)</b>	<b>37,464</b>	<b>32,711</b>
<b>B. Current Assets</b>		
(a) Inventories	52,162	44,654
(b) Financial Assets		
(i) Investments	2	24
(ii) Trade Receivables	20,570	30,290
(iii) Cash and Cash Equivalents	345	563
(iv) Bank Balance Other than (iii) above	1,769	1,363
(v) Other financial Assets	2,379	3,482
(c) Other current Assets	12,089	12,960
<b>Total Current Assets (B)</b>	<b>89,317</b>	<b>98,336</b>
<b>Total Assets (A+B)</b>	<b>1,26,781</b>	<b>1,26,047</b>
<b>EQUITY AND LIABILITIES</b>		
<b>C. EQUITY</b>		
(a) Equity Share Capital	482	482
(b) Other Equity	32,839	33,221
<b>Total Equity (C)</b>	<b>33,321</b>	<b>33,703</b>
<b>LIABILITIES</b>		
<b>D. Non-Current Liabilities:</b>		
(a) Provisions	130	88
(b) Deferred Tax Liabilities (Net)	1,237	941
<b>Total Non-Current Liabilities (D)</b>	<b>1,367</b>	<b>1,028</b>
<b>E. Current Liabilities</b>		
(a) Financial Liabilities		
(i) Borrowings	66,227	61,626
(ii) Trade Payables		
(a) total outstanding dues of micro enterprises and small enterprises; and	2,214	812
(b) total outstanding dues of creditors other than micro enterprises and small enterprises	14,734	17,241
(iii) Other financial liabilities	7,197	8,519
(b) Other current liabilities	1,600	1,941
(c) Provisions	121	95
(d) Current Tax Liabilities (Net)	-	1,081
<b>Total Current Liabilities (E)</b>	<b>92,092</b>	<b>91,315</b>
<b>Total Liabilities F (D+E)</b>	<b>93,460</b>	<b>92,343</b>
<b>Total Equity and Liabilities (C+F)</b>	<b>1,26,781</b>	<b>1,26,047</b>
For LOYAL TEXTILE MILLS LIMITED  Valli M Ramaswami Chairperson and Wholetime Director		
Place : Chennai Date : 29 <sup>th</sup> May 2023		

  
 For Identification Only  
 CHARTERED ACCOUNTANTS



# LOYAL TEXTILE MILLS LIMITED

CIN: L17111TN1964PLC001361  
STATEMENT OF STANDALONE CASH FLOW STATEMENT AS AT 31<sup>st</sup> MARCH 2023

PARTICULARS	(₹. in Lakhs)	
	31 <sup>st</sup> March 2023 (Audited)	31 <sup>st</sup> March 2022 (Audited)
<b>CASHFLOW FROM OPERATING ACTIVITIES</b>		
PROFIT BEFORE TAX	(145)	13,145
ADJUSTMENTS FOR		
Depreciation	3,658	3,704
Interest paid	3,179	2,963
Dividend received on Investments - Others	(136)	(181)
Bad Debts & Provision for Bad debts	46	165
Impairment on Assets	-	103
Impairment on Investments	22	-
Net unrealised foreign exchange (gain) / loss	(300)	-
<b>OPERATING PROFIT BEFORE WORKING CAPITAL CHANGES</b>	<b>7,243</b>	<b>8,556</b>
<b>ADJUSTMENTS FOR CHANGES IN WORKING CAPITAL</b>		
<b>Adjustment for (Increase)/Decrease in Operating Assets</b>		
Inventories	(7,508)	(18,810)
Trade Receivables	9,885	(8,046)
Other Financial Assets	1,103	(1,483)
Other Current Assets	871	(3,214)
Other Non-Current Assets	(502)	(563)
Amount deposited as Margin Money	(406)	1,440
<b>Adjustment for Increase/ (Decrease) in Operating Liabilities</b>		
Trade Payables	(1,078)	(5,973)
Other Financial Liabilities	(1,322)	271
Other Current Liabilities	(513)	(362)
Long & Short term Provisions	29	(49)
Other Non-Current Liabilities	343	1,494
<b>CASH FLOW FROM OPERATING ACTIVITIES</b>	<b>7,243</b>	<b>(15,449)</b>
Income Tax (Paid)/Refund	(667)	(1,778)
<b>NET CASH FLOW (A)</b>	<b>6,576</b>	<b>(17,227)</b>
<b>CASHFLOW FROM INVESTING ACTIVITIES</b>		
Payments for Assets acquisition	(7,978)	(3,203)
Proceeds on Sale of Fixed Assets	26	75
Sale/(Purchase) of Investments	22	0
Dividend receipts	136	181
<b>NET CASH FLOW (B)</b>	<b>(7,794)</b>	<b>(2,947)</b>
<b>CASH FLOW FROM FINANCING ACTIVITIES</b>		
Interest paid	(3,179)	(2,963)
Proceeds / (Repayment) of Long Term Borrowings	-	(5,298)
Proceeds / (Repayment) of Short Term Borrowings	4,662	28,972
Dividend paid	(482)	(361)
<b>NET CASH FLOW (C)</b>	<b>1,001</b>	<b>20,351</b>
<b>NET CASH INFLOW / (OUTFLOW) (A+B+C)</b>	<b>(218)</b>	<b>177</b>
<b>OPENING CASH AND CASH EQUIVALENTS (D)</b>	<b>563</b>	<b>387</b>
<b>CLOSING CASH AND CASH EQUIVALENTS (E)</b>	<b>345</b>	<b>563</b>
<b>NET INCREASE / (DECREASE) IN CASH AND CASH EQUIVALENTS (E-D)</b>	<b>(218)</b>	<b>177</b>

**Notes:**


- 1) Cash and cash equivalent represents cash in hand and cash with scheduled banks.
- 2) Cash and cash equivalent include foreign currency balances which do not include items of restrictive realisability.
- 3) Reconciliation of amounts of Cash and Cash equivalents in Cash Flow Statement to Cash and Cash equivalents reported in Financial Statements:

Particulars	31.03.2023	31.03.2022
Cash and Cash equivalents as per Cash Flow statement	2,114	1,926
Add: Balances which are earmarked against liabilities and is not available for use	-	-
<b>Cash and Cash equivalents as reported in Financial Statements</b>	<b>2,114</b>	<b>1,926</b>

Place : Chennai  
Date : 29<sup>th</sup> May 2023

For LOYAL TEXTILE MILLS LIMITED

*Valli M Ramaswami*  
Valli M Ramaswami  
Chairperson and Wholtime Director



**Notes to Audited Standalone Financial Statements:**

1. The Financial Results of the Company have been prepared in accordance with the Companies (Indian Accounting Standards) Rules 2015 (Ind AS) prescribed under Sec 133 of the companies Act, 2013 and other recognized accounting practices and policies to the extent applicable.

2. Loyal Textile Mills Limited ("the Company") is engaged in manufacturing of yarn, woven fabric, knitted fabric and technical clothing. The Company has manufacturing plants at Kovilpatti, Sattur, Cuddalore, Sivagangai in Tamilnadu and Naidupeta in Andhra Pradesh. The Company is a public listed company and listed on The Bombay Stock Exchange and National Stock Exchange (NSE).

3. The above audited financial results were reviewed by the Audit Committee and approved by the Board of Directors at their meeting held on May 29, 2023

4. The statutory auditors have carried out the audit of the standalone financial results for the quarter and year ended 31st March 2023.

5. Some of the Investments in Overseas Joint Ventures have been impaired fully amounting to Rs.20.37 lacs.

6. Insurance Amount 13.75 Crore received during the period has been shown under Other Income

7. The figures for quarter ended 31st March are the balancing figures between audited annual figures of the full financial year and the published year to date figures up to the third quarter of the respective financial years

8. Previous period figures have been reclassified / regrouped wherever necessary.

For LOYAL TEXTILE MILLS LIMITED

*Valli M Ramaswami*



Place : Chennai

Date : 29<sup>th</sup> May 2023

Valli M Ramaswami

Chairperson and Wholetime Director



# LOYAL TEXTILE MILLS LIMITED

Registered Office : 21/4 Mills Street, Kovilpatti 628 501

CIN : L17111TN1946PLC001361

## STATEMENT OF AUDITED FINANCIAL RESULTS FOR THE QUARTER AND YEAR ENDED MARCH 31, 2023

(₹. in lakhs except per share data)

Sl. No	Particulars	STANDALONE RESULTS			CONSOLIDATED RESULTS		
		Quarter Ended	Year ended	Quarter Ended	Quarter Ended	Year ended	Quarter Ended
		31.03.2023 (Audited)	31.03.2023 (Audited)	31.03.2022 (Audited)	31.03.2023 (Audited)	31.03.2023 (Audited)	31.03.2022 (Audited)
1	Total income from operations	32,998	1,40,289	47,547	32,998	1,40,289	47,547
2	Net profit / (Loss) for the period (before tax, exceptional items)	145	(145)	2,675	(92)	17	2,646
3	Net profit / (Loss) for the period before tax (after exceptional items)	145	(145)	2,675	(92)	17	2,646
4	Net profit / (Loss) for the period after tax (after exceptional items)	277	123	1,895	39	284	1,859
5	Total Comprehensive Income for the Period [Comprising Profit / (Loss) for the period (after tax) and Other Comprehensive Income (after tax)]	254	99	1,894	16	260	1,858
6	Equity share capital	482	482	482	482	482	482
7	Reserves (excluding Revaluation Reserve) as shown in the Audited Balance sheet of Previous year						
8	Earnings per share (Rs.10 each) (for Continuing and Discontinued operations) -						
	a. Basic	5.74	2.56	39.35	0.81	5.90	38.60
	b. Diluted	5.74	2.56	39.35	0.81	5.90	38.60

### Note

1. The above is an extract of the detailed format of Quarterly Year Ended audited financial results as on March 31, 2023 filed with the Stock Exchange under Regulation 33 of the SEBI (Listing Obligations and Disclosure Requirements) Regulations, 2015. The full format of Quarter/Year Ended audited financial results as on March 31, 2023 are available on the Bombay Stock Exchange website ([www.bseindia.com](http://www.bseindia.com)), National Stock Exchange ([www.nseindia.com](http://www.nseindia.com)) and on the company website ([www.loyaltextiles.com](http://www.loyaltextiles.com)).

2. Previous period figures have been reclassified / regrouped wherever necessary.

For LOYAL TEXTILE MILLS LIMITED



Valli M Ramaswami

Chairperson and Whole-time Director

Place : Chennai

Date : 29<sup>th</sup> May 2023

