



SHIVA TEXYARN LIMITED

Regd. Office: 52, East Bashyakaralu Road, R.S.Puram, Coimbatore - 641 002, Tamilnadu INDIA

Telephone : 0422 - 2544955 E-mail: shares@shivatex.co.in

Website : www.shivatex.co.in CIN : L65921TZ1980PLC000945 GSTRN : 33AABCA6617M1Z0

STYL/SEC/SE/32/2023-24

29th May 2023

To

BSE Limited Floor 25 Phiroze Jeejeebhoy Towers Dalal Street Mumbai-400-001 Scrip Code :- 511108	The Manager Listing Department National Stock Exchange of India Limited "Exchange Plaza", Bandra-Kurla Complex Bandra (East), Mumbai-400-051 Scrip Code : SHIVATEX
--	---

Dear Sir,

SUB: INVESTOR PRESENTATION - REG.

We are attaching herewith the investors' Presentation to be made to the investors for the quarter and year ended 31.03.2023 as per Regulation 30(6) of SEBI (Listing Obligations and Disclosure Requirements), Regulation 2015 read with Part A of Schedule III of the Listing Regulations.

Pursuant to Regulation 46(2)(o) of the Listing Regulations, the aforesaid information is also available on the website of the Company www.shivatex.in.

Thanking you

Yours faithfully

For Shiva Texyarn Limited


R. SRINIVASAN
Company Secretary
M.No. 21254


Srinivas
an R

Digitally signed
by Srinivasan R
Date: 2023.05.29
16:45:26 +05'30'



Shiva Texyarn Limited

Result Update Presentation
Q4 & FY23



Disclaimer







This presentation has been prepared by Shiva Texyarn Limited (the “Company”) solely for information purposes and does not constitute any offer, recommendation or invitation to purchase or subscribe for any securities, and shall not form the basis or be relied on in connection with any contract or binding commitment what so ever. No offering of securities of the Company will be made except by means of a statutory offering document containing detailed information about the Company.


This Presentation has been prepared by the Company based on information and data which the Company considers reliable, but the Company makes no representation or warranty, express or implied, whatsoever, and no reliance shall be placed on, the truth, accuracy, completeness, fairness and reasonableness of the contents of this Presentation. This Presentation may not be all inclusive and may not contain all of the information that you may consider material. Any liability in respect of the contents of, or any omission from, this Presentation is expressly excluded.

Certain matters discussed in this Presentation may contain statements regarding the Company’s market opportunity and business prospects that are individually and collectively forward-looking statements. Such forward-looking statements are not guarantees of future performance and are subject to known and unknown risks, uncertainties and assumptions that are difficult to predict. These risks and uncertainties include, but are not limited to, the performance of the Indian economy and of the economies of various international markets, the performance of the industry in India and world-wide, competition, the Company’s ability to successfully implement its strategy, the Company’s future levels of growth and expansion, technological implementation, changes and advancements, changes in revenue, income or cash flows, the Company’s market preferences and its exposure to market risks, as well as other risks. The Company’s actual results, levels of activity, performance or achievements could differ materially and adversely from results expressed in or implied by this Presentation. The Company assumes no obligation to update any forward-looking information contained in this Presentation. Any forward-looking statements and projections made by third parties included in this Presentation are not adopted by the Company and the Company is not responsible for such third party statements and projections.

Table of Contents







About Us



Lamination



Coating



Spinning



Captive Wind Energy



**Pan-India
Distribution**



90



Rs. 410.9 Cr



Rs. 156.6 Cr

**Among Leading Multifaceted
Textile companies – Strong
Focus on Technical Textiles**

-
-
-

Diverse Product Portfolio


-
-

**State of Art Manufacturing Facili
ties with Advanced Technology**

- Technical Textiles:
 - ✓
 - ✓
 - ✓ Spinning:
 - ✓

**Diverse & Innovative Business
Lines**

-
-
-
-
-



Strong & Experienced Management Team



Mr. S V Alagappan



Chairman

Mr. S K Sundararaman



Managing Director

Mr. C Krishnakumar



Chief Financial Officer

Mr. P. Baskar



Vice President

■

■

■

■

■

■


■

■

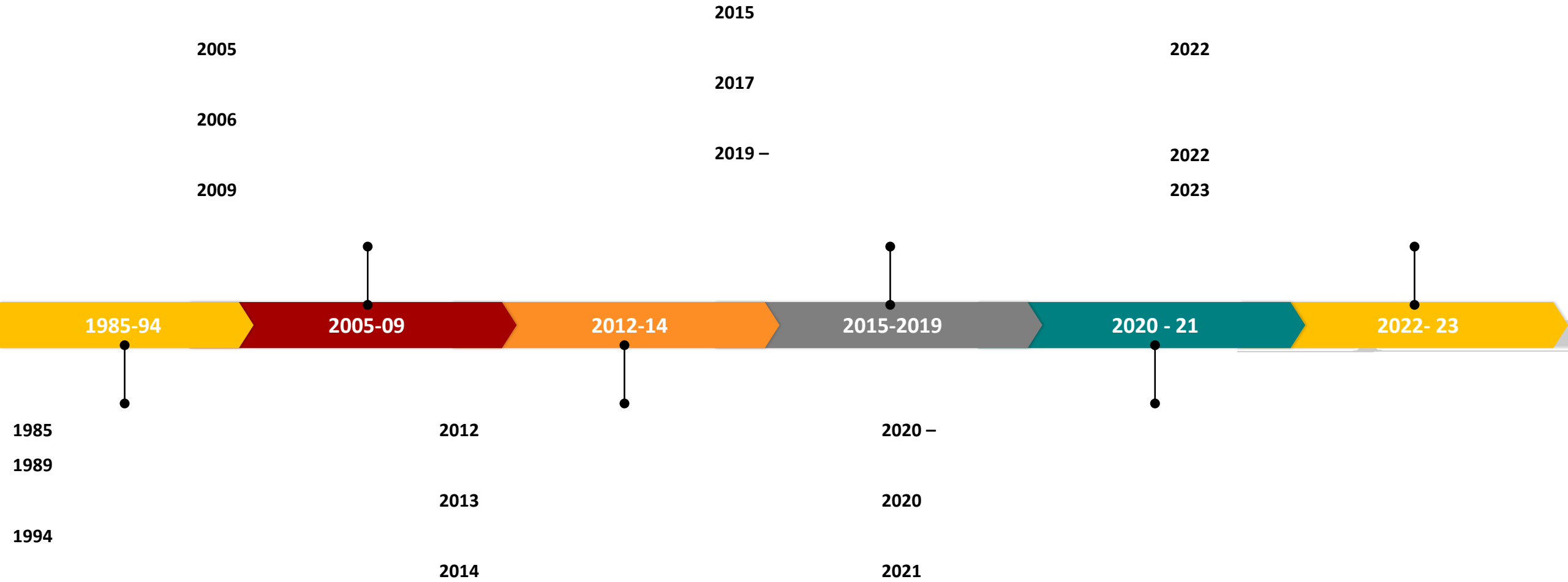
■

■






Journey Towards Technical Textiles



Company evolving from traditional textiles to value-added technical textile products portfolio



Our Strengths

Continual Focus on Innovation & New Product Development

-

Integrated Business Operations & Multi-Product Range

-
-
-
-

Long Standing Association with Indian Defence

-
-
-

Strong Retail Brand with pan India Presence – Quick Dry

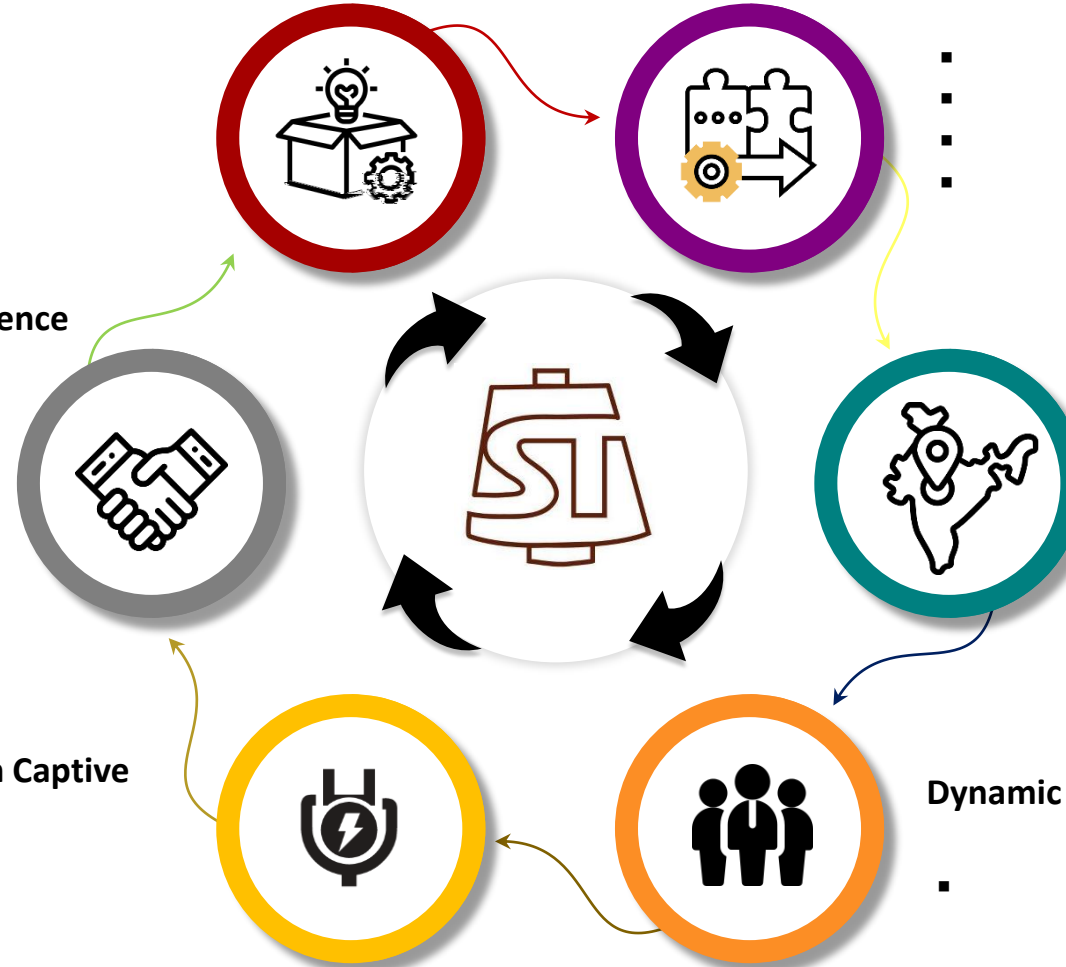
-
-
-

State of Art Infrastructure with Captive Power Supply

-
-


Dynamic Experienced Leadership

-
-





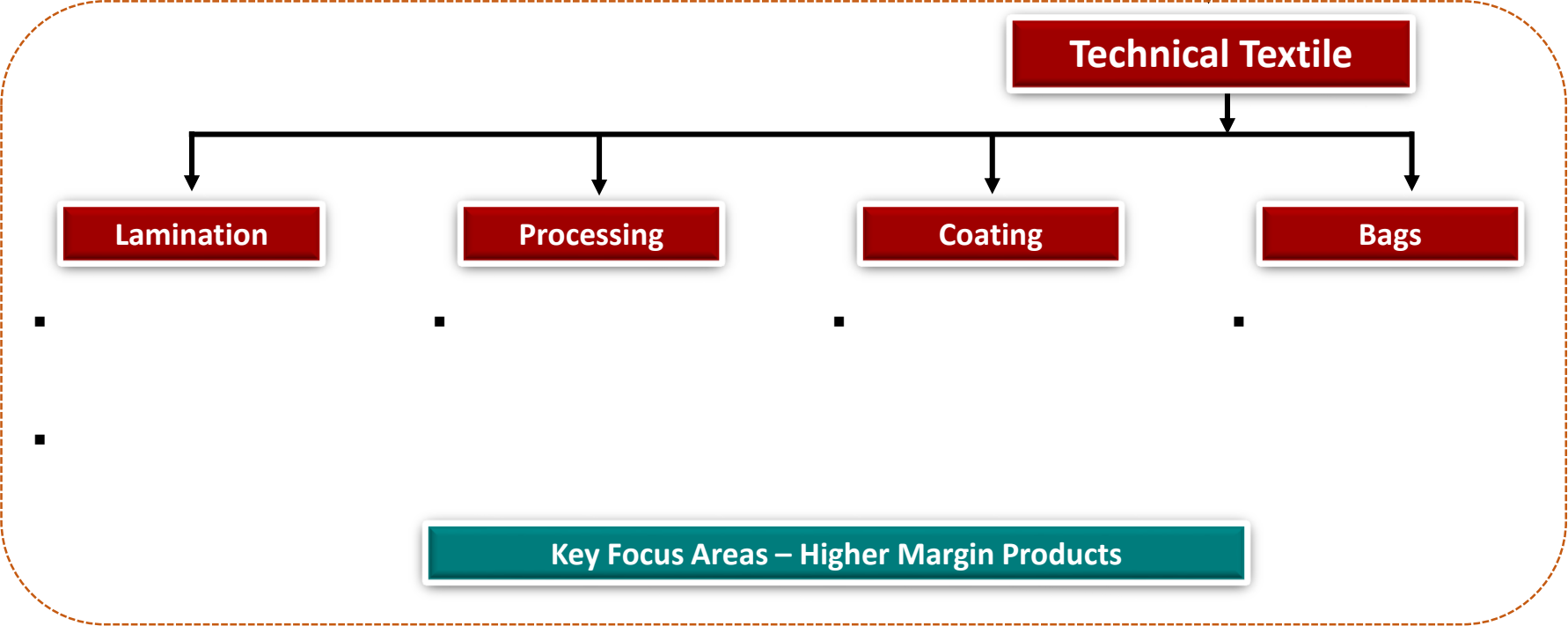
Business




Business Divisions


Shiva Texyarn

Spinning

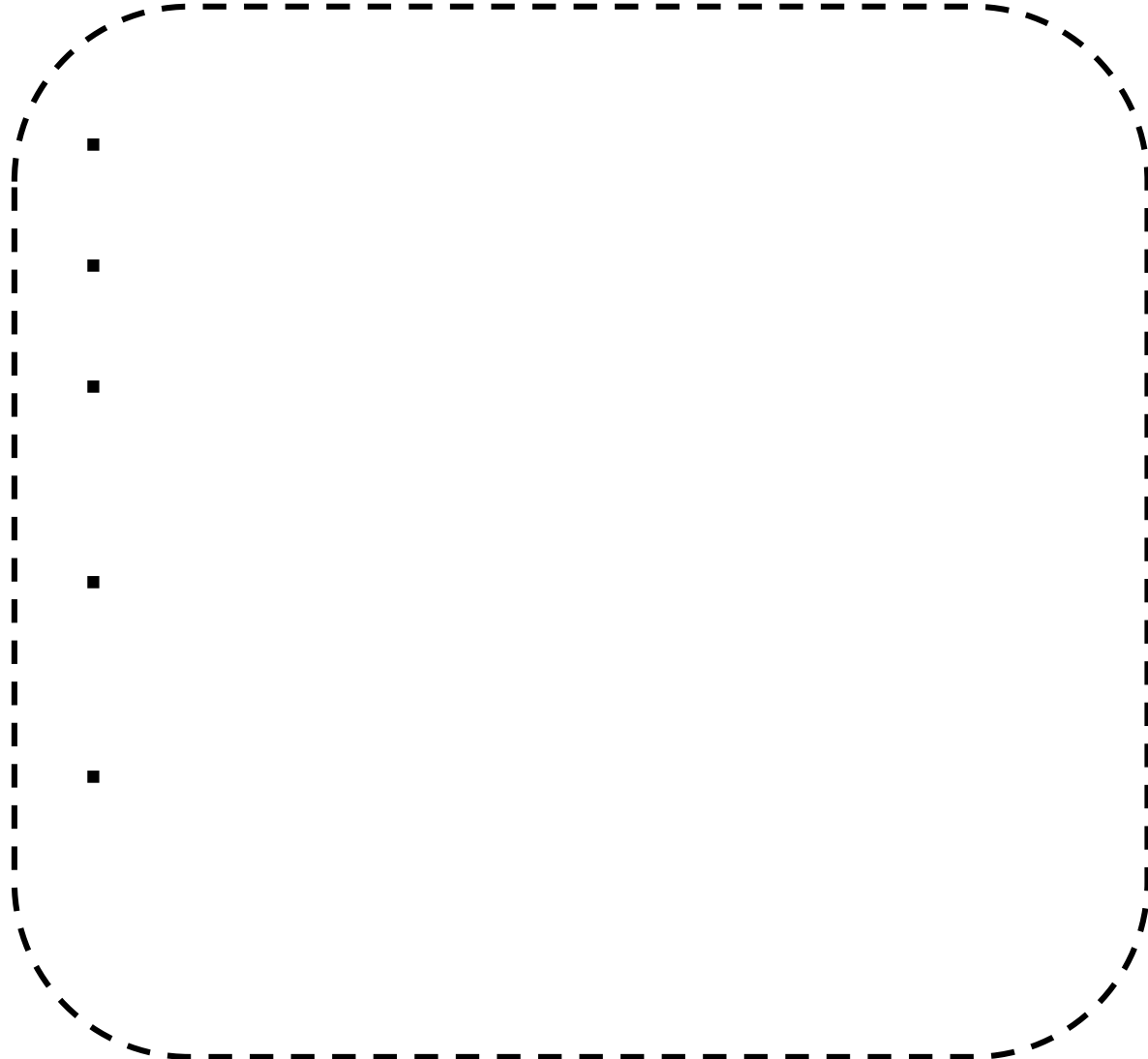


Key Focus Areas – Higher Margin Products







Lamination Division...First of its kind Reusable Fabric Diaper



Spinning Division






Business Divisions...(2)

Lamination Division

-
-
-
- **Applications**
 -
- **Uses**
 -
- **Laminated Products –Applications**
 - Quick Dry
 - Quick Fit
 - Q Club
 - Smiley



First Company to introduce Reactive Polyurethane Lamination technology in India in 2005



Lamination Division... Strong Retail Brand in India

- Market leadership




- Wide Retail Distribution Network in India



- Exports to Middle East & South-East Asia





Lamination Division...First of its kind Reusable Fabric Diaper

Features

- ✓
- ✓
-
-
- ✓
- ✓
- ✓
- ✓
- ✓
- ✓




**UNIQUE RAPISOAK T
ECHNOLOGY**



Benefits

- ✓
- ✓
- ✓
- ✓
- ✓
-
-
-
- ✓
- ✓

Already successful in Tamil Nadu – creating Pan India Presence



Business Divisions...(3)


Military & Tactical Gear

- **Military and Tactical Gear**

- **Extreme cold weather clothing –**

- **Super high altitude Mountaineering clothing**
 -
 -
 -





Business Divisions...(4)

Processing Division




-
-

Coating Division



Bag Division





State of Art Manufacturing Facilities



Spinning Unit



Processing Unit



Lamination Unit



Bag Unit




Coating Unit




Garment Division



Windmills – Tamil Nadu





Managing Director's Message



**Commenting on the results,
Dr. S K Sundararaman,
Managing Director, Shiva Tex
yarn Ltd. said:**

“The last financial year witnessed several headwinds in the form of macro-economic slowdown and geo-political tensions which led to the textile industry having one of its most challenging periods ever. Our industry faced challenges from volatile raw material prices, particularly cotton, as well as lower demand. However, the Company has been resilient during this period, and we believe the spinning industry should get better going forward. The technical textiles portfolio has done fairly well.

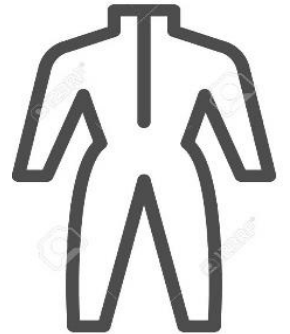
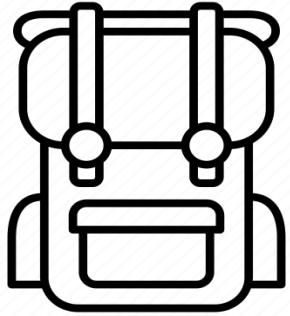
In FY23 our top line stood at Rs. 410.87 cr while EBITDA was Rs. 8.37 cr. Due to the market slowdown, we undertook strategic production cuts in two quarters during the year. The spinning as well as retail markets were relatively muted. Moreover, higher power costs offset the benefit of higher contribution from technical textiles, leading to contraction in margins. In Q4, technical textiles accounted for 27.8% of our top line.

During the year, we won orders from the Government for extreme cold weather clothing suits, and Haversack bags. We also launched a seamless saree shapewear product during the year, as part of our strategy to diversify our portfolio of products.

While we expect spinning segment to improve going forward, recovery in our Quickdry and other brands should help improve sales. Our continued association with the Indian Defence forces also complements growth in terms of top line and profitability. Based on this, we are cautiously optimistic for the next fiscal.

I would like to thank all the stakeholders as well as the entire Shiva Texyarn team, which continues to push the Company forward.”

Key Recent Developments




- extreme cold weather suits Ministry of Home Affairs


Rs. 13.14 cr
- Seamless Saree Shapewear
- Won an order worth Rs. 11.9 cr Ministry of Defence
- Acquired stake in LK Distributors Pvt Ltd wind power generation
- several new and innovative products

Protective Coveralls Face Masks Smiley

anti-viral fabric








Quarterly Financial Highlights

Rs. Cr.	Q4 FY23	Q4 FY22	Y-o-Y %	Q3 FY23
Total Income from operations	97.44	126.94	(23.24%)	94.78
Total Expenditure	97.52	119.76		96.47
EBITDA	(0.08)	7.18	(101.07%)	(1.69)
EBITDA Margin	(0.08%)	5.65%	(573 bps)	(1.78%)
PBT	9.33	2.15		(8.51)
PAT	6.32	0.93	580.48%	(9.35)
Net Profit	6.17	1.04	494.69%	(9.23)
Net Profit Margin	6.34%	0.82%	552 bps	(9.74%)
Basic EPS in Rs.	4.87	0.72	576.39%	(7.22)


-
-
-



Yearly Financial Highlights

Rs. Cr.	FY23	FY22	Y-o-Y %
Total Income from operations	410.87	477.07	(13.88%)
Total Expenditure	402.50	421.98	
EBITDA	8.37	55.09	(84.81%)
EBITDA Margin	2.04%	11.55%	(951 bps)
PBT	(3.54)	30.01	
PAT	(6.64)	20.01	(133.18%)
Net Profit	(6.55)	20.41	(132.09%)
Net Profit Margin	(1.59%)	4.28%	(587 bps)
Basic EPS in Rs.	(5.12)	15.44	(133.16%)

-
-
-




Balance Sheet

Rs. Cr	31 st Mar '22	31 st Mar '23
Equity	142.48	134.11
Non-Current Liabilities	71.69	79.57
Financial Liabilities		
Current Liabilities	129.40	94.59
Financial Liabilities		
Total Equities & Liabilities	343.56	308.28

Rs. Cr	31 st Mar '22	31 st Mar '23
Non-current Assets	194.27	209.39
Financial Assets		
Current Assets	149.29	98.88
Financial Assets		
Total Assets	343.56	308.28



Way Ahead



Technical Textiles – Industry Opportunities

Diverse End Applications

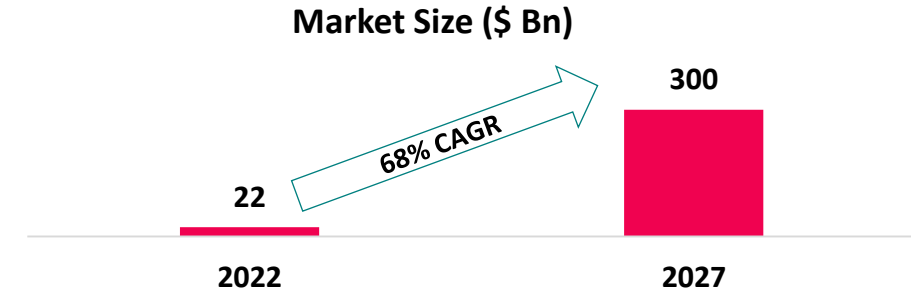
- Agrotech
- Construction Textiles
- Clothing
- Home Textiles
- Industrial
- Medical Textiles

Key Growth Drivers

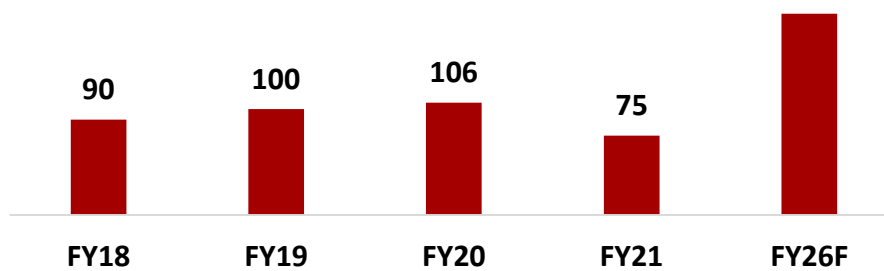
-
-
-
-
-
-
-

Industry Highlights

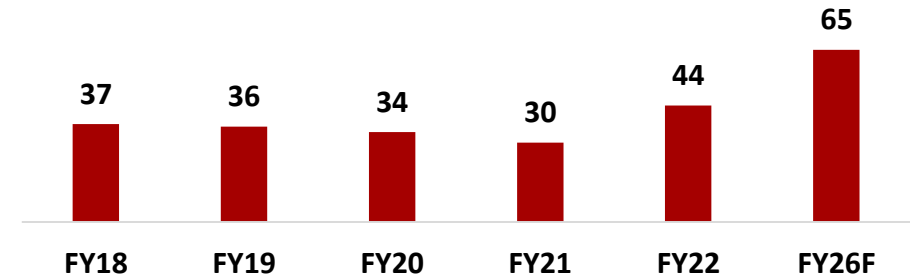
- 5th largest producer
- Market size
- exports
-
-




Domestic Textile & Apparel Sector (\$ Bn)



Textile & Apparel Exports (\$ Bn)





Way Ahead...

Increase in Military & Tactical Gear business

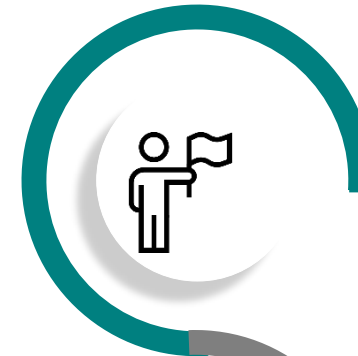
-



Strong Opportunity from Non-Flex Banners

-

-



Expand Distribution & Consolidate market leadership in Dry sheets


-
-
-



Explore & Grow Seamless Garments Segment

-
-
-

... to emerge as among leading Technical Textiles player in India



Thank

You

Company :

Investor Relations Advisors :

Shiva Texyarn Ltd.

Adfactors PR
