



# AMD Industries Limited

(Mfrs. of : Crown Caps, PET-Preforms, Plastic Closures, Bottles & Jars)

ISO 9001-2015 & FSSC 22000 Company  
(CIN : L28122DL1983PLC017141)

**Sales & Regd. Office:**

18, Pusa Road, 1st Floor, Karol Bagh  
New Delhi-110 005 (India)

Ph. : 011-46830202 (30 Lines)

e-mail : amdgroup@amdindustries.com

website : www.amdindustries.com

Dated: 29.05.2025

To,  
Bombay Stock Exchange Limited  
Phiroje Jeejeebhoy Towers,  
Dalal Street, Mumbai-400001

To,  
National Stock Exchange of India Limited  
"Exchange Plaza", Plot No. C-1-G Block  
Bandra – Kurla Complex  
Bandra (East), Mumbai-400051

Reference: Code: 532828 and series: EQ

Reference: Symbol: AMDIND and series: EQ

Subject: Outcome of the Board Meeting

Dear Sir/Ma'am,

Pursuant to Regulation 33 of Securities and Exchange Board of India (Listing Obligations and Disclosures Requirements) Regulations, 2015 ["SEBI (LODR)"], we wish to inform you that the Financial Results of the Company for the quarter and Financial Year ended March 31, 2025 were approved by the Board of Directors of the Company in its meeting held today i.e. 29.05.2025 and audited by the Statutory Auditor.

Please find below the additional Details as required under SEBI Circular dated September 09, 2015, for Corporate Announcement filed under Regulation 30 of SEBI (LODR) Regulations, 2015:

The Board meeting of the company held on 29.05.2025 was commenced at 4.30 PM and Concluded at 06:55 PM on 29.05.2025.


Further pursuant to the provisions of the Listing Regulations, we enclose the following:

1. The Audited Financial Results for the quarter and financial year ended March 31, 2025; and
2. Statement of Assets and Liabilities;
3. Cash Flow Statement;
4. Report of the Statutory Auditors;
5. A declaration on Auditors Report with unmodified opinion is also attached.

Further pursuant to the "AMD code to regulate, monitor and report trading by Directors, Promoters, Designated Employees and Connected Persons of the Company", the Trading Window will remain closed till 48 hours from the conclusion of meeting i.e. till the end of the 31.05.2025.

Kindly acknowledge the receipt of the same.

For AMD Industries Limited

  
Radha Shakti Garg  
Company Secretary



**AMD INDUSTRIES LIMITED**

18, Pusa Road, 1st Floor, Karol Bagh, New Delhi - 110005

CIN-L28122DL1983PLC017141

Website : [www.amdindustries.com](http://www.amdindustries.com), Email : [investor@amdindustries.com](mailto:investor@amdindustries.com)

Statement of Audited Financial Results for the Quarter and Year Ended 31st March, 2025

(Rs in Lakhs except per share data)

| S. No.    | Particulars   | Quarter Ended            |                          |                          | Year Ended               |                          |
|-----------|---|--------------------------|--------------------------|--------------------------|--------------------------|--------------------------|
|           |   | March 31, 2025 (Audited) | Dec 31, 2024 (Unaudited) | March 31, 2024 (Audited) | March 31, 2025 (Audited) | March 31, 2024 (Audited) |
| <b>1</b>  | <b>Income</b>   |                          |                          |                          |                          |                          |
|           | Revenue from operations (Gross)   | 9,550.58                 | 5,201.48                 | 8,765.47                 | 32,194.31                | 32,497.82                |
|           | Less : GST  | 1,332.01                 | 710.58                   | 1,273.38                 | 4,547.84                 | 4,723.77                 |
|           | Revenue from operations (Net)   | 8,218.57                 | 4,490.90                 | 7,492.09                 | 27,646.47                | 27,774.05                |
|           | <b>Total revenue from operations</b>  | <b>8,218.57</b>          | <b>4,490.90</b>          | <b>7,492.09</b>          | <b>27,646.47</b>         | <b>27,774.05</b>         |
| <b>2</b>  | Other income  | 78.51                    | 22.68                    | 35.16                    | 200.92                   | 115.08                   |
| <b>3</b>  | <b>Total income (1+2)</b>   | <b>8,297.08</b>          | <b>4,513.58</b>          | <b>7,527.25</b>          | <b>27,847.39</b>         | <b>27,889.13</b>         |
| <b>4</b>  | <b>Expenses</b>   |                          |                          |                          |                          |                          |
|           | a) Cost of materials consumed   | 5,738.78                 | 3,343.69                 | 4,918.32                 | 17,173.25                | 18,118.35                |
|           | b) Purchases of stock-in-trade  | 22.95                    | 50.65                    | 48.51                    | 124.88                   | 216.36                   |
|           | c) Change in inventories of finished goods, work-in-progress and stock-in-trade | (508.21)                 | (713.74)                 | (169.97)                 | 605.83                   | 86.27                    |
|           | d) Employee benefits expense  | 659.94                   | 508.50                   | 592.48                   | 2,246.22                 | 2,113.69                 |
|           | e) Finance costs  | 269.30                   | 182.47                   | 332.67                   | 963.26                   | 1,088.29                 |
|           | f) Depreciation and amortisation expense  | 446.93                   | 374.13                   | 406.90                   | 1,594.03                 | 1,387.33                 |
|           | g) Other expenses   | 1,656.71                 | 1,007.66                 | 1,369.49                 | 5,012.11                 | 5,078.59                 |
|           | <b>Total Expenses</b>   | <b>8,286.40</b>          | <b>4,753.36</b>          | <b>7,498.40</b>          | <b>27,719.58</b>         | <b>28,088.88</b>         |
| <b>5</b>  | <b>Profit/(Loss) before exceptional items and tax (3-4)</b>                     | <b>10.68</b>             | <b>(239.78)</b>          | <b>28.85</b>             | <b>127.81</b>            | <b>(199.75)</b>          |
| <b>6</b>  | Exceptional items   | -                        | -                        | -                        | -                        | -                        |
| <b>7</b>  | <b>Profit/(Loss) before tax (5 - 6)</b>   | <b>10.68</b>             | <b>(239.78)</b>          | <b>28.85</b>             | <b>127.81</b>            | <b>(199.75)</b>          |
| <b>8</b>  | Tax expense:  |                          |                          |                          |                          |                          |
|           | - Current tax   | 36.99                    | (53.27)                  | 23.35                    | 115.17                   | 23.07                    |
|           | - Deferred tax charge/(credit)  | (30.59)                  | (17.36)                  | (3.42)                   | (87.27)                  | (55.45)                  |
| <b>9</b>  | <b>Net Profit/(Loss) for the period (7 - 8)</b>                                 | <b>4.28</b>              | <b>(169.15)</b>          | <b>8.92</b>              | <b>99.91</b>             | <b>(167.37)</b>          |
| <b>10</b> | <b>Other Comprehensive Income (OCI)</b>   |                          |                          |                          |                          |                          |
|           | i) a) items that will not be reclassified to profit or loss                     | (2.25)                   | 0.40                     | 0.20                     | 1.87                     | (1.24)                   |
|           | b) Income tax relating to items that will not be reclassified to profit or loss | 0.57                     | (0.10)                   | (0.05)                   | (0.47)                   | 0.31                     |
|           | ii) a) items that will be reclassified to profit or loss                        | -                        | -                        | -                        | -                        | -                        |
|           | b) Income tax relating to items that will be reclassified to profit or loss     | -                        | -                        | -                        | -                        | -                        |
| <b>11</b> | <b>Total Comprehensive Income for the period (9 + 10)</b>                       | <b>2.60</b>              | <b>(168.85)</b>          | <b>9.07</b>              | <b>101.31</b>            | <b>(168.30)</b>          |
| <b>12</b> | Paid-up share capital (Face value per share Rs 10 each)                         | 1,916.67                 | 1,916.67                 | 1,916.67                 | 1,916.67                 | 1,916.67                 |
| <b>13</b> | Other Equity  |                          |                          |                          | 13,796.80                | 13,695.49                |
| <b>14</b> | Earnings per share of Rs 10 each  |                          |                          |                          |                          |                          |
|           | (a) Basic (Rs)  | 0.02                     | (0.88)                   | 0.05                     | 0.52                     | (0.87)                   |
|           | (b) Diluted (Rs)  | 0.02                     | (0.88)                   | 0.05                     | 0.52                     | (0.87)                   |

See accompanying notes to the audited Results

**AMD INDUSTRIES LIMITED**  
**STATEMENT OF ASSETS AND LIABILITIES**

(Rs in Lakhs)

| Sr. No.  | Particulars  | As at March<br>31,2025 | As at March 31,<br>2024 |
|----------|--|------------------------|-------------------------|
|          |  | (Audited)              | (Audited)               |
| <b>A</b> | <b>ASSETS</b>  |                        |                         |
| (1)      | <b>Non-current assets</b>  |                        |                         |
|          | (a) Property, Plant and Equipment  | 9,948.99               | 10,523.02               |
|          | (b) Investment Property  | 228.02                 | 232.41                  |
|          | (c) Intangible Assets  | 9.74                   | 17.77                   |
|          | (d) Financial Assets   |                        |                         |
|          | (i) Other Financial Assets   | 287.58                 | 323.77                  |
|          | (e) Other Non-current Assets   | 1,335.25               | 1,378.31                |
|          | <b>Total Non-current assets</b>  | <b>11,809.58</b>       | <b>12,475.28</b>        |
| (2)      | <b>Current assets</b>  |                        |                         |
|          | (a) Inventories  | 8,855.23               | 8,553.57                |
|          | (b) Financial Assets   |                        |                         |
|          | (i) Trade Receivables  | 7,749.04               | 8,920.00                |
|          | (ii) Cash and Cash Equivalents   | 2.47                   | 304.91                  |
|          | (iii) Other Bank Balances  | 871.39                 | 924.13                  |
|          | (iv) Loans   | 20.63                  | 27.14                   |
|          | (v) Other Financial Assets   | 726.68                 | 755.11                  |
|          | (c) Current Tax Assets   | 5.91                   | 36.73                   |
|          | (d) Other Current Assets   | 2,131.26               | 376.38                  |
|          | <b>Total current assets</b>  | <b>20,362.61</b>       | <b>19,897.97</b>        |
|          | <b>Total assets</b>  | <b>32,172.19</b>       | <b>32,373.25</b>        |
| <b>B</b> | <b>EQUITY AND LIABILITIES</b>  |                        |                         |
| (1)      | <b>Equity</b>  |                        |                         |
|          | (a) Equity share capital   | 1,916.67               | 1,916.67                |
|          | (b) Other equity   | 13,796.80              | 13,695.49               |
|          | <b>Total equity attributable to equity holders</b>   | <b>15,713.47</b>       | <b>15,612.16</b>        |
| (2)      | <b>Liabilities</b>   |                        |                         |
|          | <b>Non-current liabilities</b>   |                        |                         |
|          | (a) Financial Liabilities  |                        |                         |
|          | (i) Borrowings   | 2,011.93               | 2,166.05                |
|          | (ii) Lease Liabilities   | 380.06                 | 493.01                  |
|          | (b) Provisions   | 130.70                 | 156.86                  |
|          | (c) Deferred Tax Liabilities (Net)   | 132.61                 | 219.42                  |
|          | <b>Total non-current liabilities</b>   | <b>2,655.30</b>        | <b>3,035.34</b>         |
|          | <b>Current liabilities</b>   |                        |                         |
|          | (a) Financial Liabilities  |                        |                         |
|          | (i) Borrowings   | 5,748.68               | 7,663.79                |
|          | (ii) Lease Liabilities   | 112.95                 | 102.50                  |
|          | (iii) Trade Payables   |                        |                         |
|          | (a) Total outstanding dues of micro enterprises and small enterprises                      | 141.66                 | 84.33                   |
|          | (b) Total outstanding dues of creditors other than micro enterprises and small enterprises | 7,129.82               | 5,384.67                |
|          | (iv) Other Financial Liabilities   | 271.46                 | 261.26                  |
|          | (b) Other current Liabilities  | 164.57                 | 96.12                   |
|          | (c) Provisions   | 145.16                 | 133.08                  |
|          | (d) Current Tax Liabilities (Net)  | 89.12                  | -                       |
|          | <b>Total current liabilities</b>   | <b>13,803.42</b>       | <b>13,725.75</b>        |
|          | <b>Total equity and liabilities</b>  | <b>32,172.19</b>       | <b>32,373.25</b>        |

**AMD INDUSTRIES LIMITED**  
Statement of Audited Cash Flows

(Rs in Lakhs)

| Particulars   | Year Ended                     |                                |
|---|--------------------------------|--------------------------------|
|   | March 31,<br>2025<br>(Audited) | March 31,<br>2024<br>(Audited) |
| <b>A. CASH FLOW FROM OPERATING ACTIVITIES:</b>                |                                |                                |
| Net Profit/(Loss) before Tax                                  | 127.81                         | (199.75)                       |
| Adjustment for:   |                                |                                |
| Depreciation and Amortisation expense                         | 1,594.03                       | 1387.33                        |
| Finance costs   | 963.26                         | 1088.29                        |
| Provision for Earlier Years Written Back                      | (41.00)                        | -                              |
| Allowance for Expected Credit Loss                            | 19.00                          | -                              |
| (Profit) / Loss on Sale of Property, Plant and Equipment      | -                              | 6.00                           |
| Unrealised Foreign Exchange Fluctuation                       | (3.81)                         | (3.91)                         |
| Interest Income   | (54.61)                        | (42.26)                        |
| <b>Operating Profit before Working capital changes</b>        | <b>2,604.68</b>                | <b>2,235.70</b>                |
| (Increase) / Decrease in Trade and Other Receivables          | 1,151.96                       | 722.51                         |
| (Increase) / Decrease in Inventories                          | (301.66)                       | 2,329.52                       |
| (Increase) / Decrease in other non-current assets             | 291.81                         | 70.48                          |
| (Increase) / Decrease in other financial assets (Non-Current) | 36.19                          | (14.66)                        |
| (Increase) / Decrease in other financial assets (Current)     | 28.43                          | (98.84)                        |
| (Increase) / Decrease in other current assets                 | (1,754.88)                     | 371.41                         |
| (Increase) / Decrease in other bank balances                  | 52.74                          | 62.65                          |
| (Increase) / Decrease in other current loans                  | 6.51                           | (10.79)                        |
| Increase / (Decrease) in other financial liabilities          | 4.55                           | 39.97                          |
| Increase / (Decrease) in provisions (Non-Current)             | 14.84                          | 15.36                          |
| Increase / (Decrease) in provisions (Current)                 | 13.95                          | (4.40)                         |
| Increase / (Decrease) in other current liabilities            | 68.45                          | (55.78)                        |
| Increase / (Decrease) in Trade and Other Payables             | 1,806.29                       | (2,777.52)                     |
| <b>Cash generated from Operations</b>                         | <b>4,023.86</b>                | <b>2,885.61</b>                |
| Direct Taxes Paid (Net)                                       | 4.76                           | (445.42)                       |
| <b>Net cash from/(used in) Operating Activities</b>           | <b>4,028.62</b>                | <b>2,440.19</b>                |
| <b>B. CASH FLOW FROM INVESTING ACTIVITIES:</b>                |                                |                                |
| Purchase of Property, Plant and Equipment                     | (1,261.95)                     | (1,416.12)                     |
| Sale of Property, Plant and Equipment                         | -                              | 95.56                          |
| Interest Income   | 54.61                          | 42.26                          |
| <b>Net cash used in investing Activities</b>                  | <b>(1,207.34)</b>              | <b>(1,278.30)</b>              |
| <b>C. CASH FLOW FROM FINANCING ACTIVITIES:</b>                |                                |                                |
| Proceeds/(Repayment) from/of Short-term Borrowings            | (1,479.93)                     | (169.52)                       |
| Proceeds from Long-term Borrowings                            | 800.00                         | 1,000.00                       |
| Proceeds from Short-term Borrowings from Related Parties      | 360.00                         | 50.00                          |
| Repayment of Short-term Borrowings from Related Parties       | (747.17)                       | (421.79)                       |
| Repayment of Long Term Borrowing                              | (1,002.13)                     | (927.80)                       |
| Principle Payments towards Lease Liabilities                  | (154.80)                       | (20.10)                        |
| Finance costs paid  | (899.69)                       | (1,079.91)                     |
| <b>Net cash from / (used in) Financing Activities</b>         | <b>(3,123.72)</b>              | <b>(1,569.12)</b>              |
| <b>Net increase / (decrease) in cash and cash Equivalents</b> | <b>(302.44)</b>                | <b>(407.23)</b>                |
| Cash and cash Equivalents as at the beginning of the year     | 304.91                         | 712.14                         |
| <b>Cash and cash Equivalents as at the end of the year</b>    | <b>2.47</b>                    | <b>304.91</b>                  |

**Notes:**

- 1 The above results were reviewed by the Audit committee in its meeting held on May 29,2025 and approved by the Board of Directors at their meeting held on May 29,2025.The auditors of the Company have carried out an audit of the same.The Audit Report of the Statutory Auditors is being filed with the Bombay Stock Exchange and National Stock Exchange of India. For more details on standalone audited results, visit Investors section of our websites at [www.amdindustries.com](http://www.amdindustries.com) and Financial Results Section of [www.bseindia.com](http://www.bseindia.com) and [www.nseindia.com](http://www.nseindia.com).
- 2 Financial results for all the periods presented have been prepared in accordance with the recognition and measurement principles of Ind AS notified under the Companies (Indian Accounting Standards) Rules, 2015.
- 3 An operating segment is one whose operating results are regularly reviewed by the entity's chief operating decision maker to make decisions about resources to be allocated to the segment and assess the performance. The Chief operating decision maker reviews performance of "Packaging business" on the overall business. As the company has a single reportable segment, the segment wise disclosure requirement of Ind AS 108 on Operating segment is not applicable to it.
- 4 The packaging business of the Company is a seasonal business, as such, the performance of the business of the quarter may not be representative of the annual performance of the Company.
- 5 The figures for the quarter ended March 31, 2025 and March 31, 2024 are balancing figures between the Audited figures for the full financial year and published unaudited year to date figures upto the third quarter of the respective financial year.
- 6 The figures of the corresponding quarter/year have been regrouped/reclassified, wherever necessary to confirm to current quarter's/year's classification/grouping.

**For and on behalf the Board**  
**AMD Industries Limited**

**Place : New Delhi**  
**Date : 29th May, 2025**

**Adit Gupta**  
**MANAGING DIRECTOR**  
**DIN - 00238784**

**K.N. GUTGUTIA & CO.**

**CHARTERED ACCOUNTANTS**

**NEW DELHI : KOLKATA**

11-K, GOPALA TOWER, 25, RAJENDRA PLACE,  
NEW DELHI-110008

Phones : 25713944, 25788644, 25818644

E-mail : brg1971@cakng.com, kng1971@yahoo.com

Website : www.cakng.com

**INDEPENDENT AUDITOR'S REPORT**

**TO THE BOARD OF DIRECTORS OF AMD INDUSTRIES LIMITED**

**REPORT ON THE AUDIT OF THE ANNUAL FINANCIAL RESULTS**

**Opinion**

1. We have audited the accompanying annual financial results of **AMD Industries Limited** (hereafter referred to as the "Company") for the year ended 31 March 2025, attached herewith, being submitted by the company pursuant to the requirement of Regulation 33 of the SEBI (Listing Obligations and Disclosure Requirements) Regulations, 2015, as amended ('the Listing Regulations').
2. In our opinion and to the best of our information and according to the explanations given to us, the aforesaid annual financial results:
  - (a) are presented in accordance with the requirements of Regulation 33 of the Listing Regulations in this regard; and
  - (b) give a true and fair view in conformity with the recognition and measurement principles laid down in the applicable Indian Accounting Standards, and other accounting principles generally accepted in India, of the net profit and other comprehensive income and other financial information for the year ended 31 March 2025.

**Basis for Opinion**

3. We conducted our audit in accordance with the Standards on Auditing ("SAs") specified under section 143(10) of the Companies Act, 2013 ("the Act"). Our responsibilities under those SAs are further described in the *Auditor's Responsibilities for the Audit of the Annual Financial Results* section of our report. We are independent of the Company, in accordance with the Code of Ethics issued by the Institute of Chartered Accountants of India together with the ethical requirements that are relevant to our audit of the financial statements under the provisions of the Act, and the Rules thereunder, and we have fulfilled our other ethical responsibilities in accordance with these requirements and the Code of Ethics. We believe that the audit evidence we have obtained, is sufficient and appropriate to provide a basis for our audit opinion on the annual financial results.

**Management's and Board of Directors' Responsibilities for the Annual Financial Results**

4. These annual financial results have been prepared on the basis of the annual financial statements and has been approved by the Company's Board of Directors. The Company's Management and the Board of Directors are responsible for the preparation and presentation of these annual financial results that give a true and fair view of the net profit and other comprehensive income and other financial information in accordance with the recognition and measurement principles laid down in Indian Accounting Standards prescribed under Section 133 of the Act and other accounting principles generally accepted in India and in compliance with Regulation 33 of the Listing Regulations.



**K.N. GUTGUTIA & CO.**

**CHARTERED ACCOUNTANTS**

**NEW DELHI : KOLKATA**

**11-K, GOPALA TOWER, 25, RAJENDRA PLACE,  
NEW DELHI-110008**

**Phones : 25713944, 25788644, 25818644**

**E-mail : brg1971@cakng.com, kng1971@yahoo.com**


**Website : www.cakng.com**

responsibility also includes maintenance of adequate accounting records in accordance with the provisions of the Act for safeguarding of the assets of the Company and for preventing and detecting frauds and other irregularities; selection and application of appropriate accounting policies; making judgments and estimates that are reasonable and prudent; and design, implementation and maintenance of adequate internal financial controls, that were operating effectively for ensuring the accuracy and completeness of the accounting records, relevant to the preparation and presentation of the annual financial results that give a true and fair view and is free from material misstatement, whether due to fraud or error.

5. In preparing the annual financial results, the Management and the Board of Directors are responsible for assessing the Company's ability to continue as a going concern, disclosing, as applicable, matters related to going concern, and using the going concern basis of accounting unless the Board of Directors either intends to liquidate the Company or to cease operations, or has no realistic alternative but to do so.
6. The Board of Directors is also responsible for overseeing the Company's financial reporting process.

#### **Auditor's Responsibilities for the Audit of the Annual Financial Results**

7. Our objectives are to obtain reasonable assurance about whether the annual financial results as a whole are free from material misstatement, whether due to fraud or error, and to issue an auditor's report that includes our opinion. Reasonable assurance is a high level of assurance, but is not a guarantee that an audit conducted in accordance with SAs will always detect a material misstatement when it exists. Misstatements can arise from fraud or error and are considered material if, individually or in the aggregate, they could reasonably be expected to influence the economic decisions of users taken on the basis of these annual financial results.
8. As part of an audit in accordance with SAs, we exercise professional judgment and maintain professional skepticism throughout the audit. We also:
  - i) Identify and assess the risks of material misstatement of the annual financial results, whether due to fraud or error, design and perform audit procedures responsive to those risks, and obtain audit evidence that is sufficient and appropriate to provide a basis for our opinion. The risk of not detecting a material misstatement resulting from fraud is higher than for one resulting from error, as fraud may involve collusion, forgery, intentional omissions, misrepresentations, or the override of internal control.
  - ii) Obtain an understanding of internal financial controls relevant to the audit in order to design audit procedures that are appropriate in the circumstances. Under section 143(3)(i) of the Act, we are also responsible for expressing our opinion through a separate report on the complete set of financial statements on whether the Company has adequate internal financial controls with reference to financial statements in place and the operating effectiveness of such controls.



**K.N. GUTGUTIA & CO.**

**CHARTERED ACCOUNTANTS**

**NEW DELHI : KOLKATA**

11-K, GOPALA TOWER, 25, RAJENDRA PLACE,  
NEW DELHI-110008

Phones : 25713944, 25788644, 25818644

E-mail : brg1971@cakng.com, kng1971@yahoo.com

Website : www.cakng.com

- iii) Evaluate the appropriateness of accounting policies used and the reasonableness of accounting estimates and related disclosures in the financial results made by management and Board of Directors.
- iv) Conclude on the appropriateness of management and Board of Directors use of the going concern basis of accounting and, based on the audit evidence obtained, whether a material uncertainty exists related to events or conditions that may cast significant doubt on the appropriateness of this assumption. If we conclude that a material uncertainty exists, we are required to draw attention in our auditor's report to the related disclosures in the annual financial results or, if such disclosures are inadequate, to modify our opinion. Our conclusions are based on the audit evidence obtained up to the date of our auditor's report. However, future events or conditions may cause the Company to cease to continue as a going concern.
- v) Evaluate the overall presentation, structure and content of the annual financial results, including the disclosures, and whether the annual financial results represent the underlying transactions and events in a manner that achieves fair presentation.
9. We communicate with those charged with governance regarding, among other matters, the planned scope and timing of the audit and significant audit findings, including any significant deficiencies in internal control that we identify during our audit.
10. We also provide those charged with governance with a statement that we have complied with relevant ethical requirements regarding independence, and to communicate with them all relationships and other matters that may reasonably be thought to bear on our independence, and where applicable, related safeguards.

**Other Matter**


11. The annual financial results include the results for the quarter ended 31 March 2025 being the balancing figures between the audited figures in respect of the full financial year and the published unaudited year-to-date figures up to the third quarter of the current financial year which were subject to limited review by us.

Our opinion on the Statement is not modified in respect of above matters.

*For K N Gutgutia & Co.*

**Chartered Accountants**

Firm Registration No. 304153E

  
(B R Goyal)

Partner

M.NO. 012172

UDIN: 25012172BMIGVL9705



Dated: 29th May 2025

Place: New Delhi



# AMD Industries Limited

(Mfrs. of : Crown Caps, PET-Preforms, Plastic Closures, Bottles & Jars)

ISO 9001-2015 & FSSC 22000 Company  
(CIN : L28122DL1983PLC017141)

**Sales & Regd. Office:**

18, Pusa Road, 1st Floor, Karol Bagh  
New Delhi-110 005 (India)

Ph. : 011-46830202 (30 Lines)

e-mail : amdgroup@amdindustries.com

website : www.amdindustries.com

Dated: 29.05.2025

To,  
Bombay Stock Exchange Limited  
Phiroje Jeejeebhoy Towers,  
Dalal Street, Mumbai-400001

To,  
National Stock Exchange of India Limited  
"Exchange Plaza", Plot No. C-1-G Block  
Bandra – Kurla Complex  
Bandra (East), Mumbai-400051

Reference: Code: 532828 and series: EQ

Reference: Symbol: AMDIND and series: EQ

Subject: Outcome of the Board Meeting


Dear Sir/Ma'am,

**Subject: Declaration regarding Audit Reports with Un-modified opinion for the Audited Stand-alone Financial Results.**

Pursuant to Regulation 33 of the SEBI (Listing Obligation & Disclosure Requirements) Regulation, 2015, we hereby declare that K.N. Gutgutia & Company, Chartered Accountants, Statutory Auditors of the Company have submitted the Audit Report dated 29<sup>th</sup> May, 2025 for Audited Standalone Financial Results of the Company for the Financial Year on ended 31<sup>st</sup> March, 2025 with unmodified opinion.

Kindly take the same on record and acknowledge the same.

For AMD Industries Limited



Radha Shakti Garg  
Company Secretary

