

Regd. Office : GNA HOUSE, I-C, CHHOTI BARADARI - PART-II
GARHA ROAD, JALANDHAR- 144001
Phones : 0181-4630477
Fax : 0181-4630477
E-mail : info@gnagroup.com
Website : www.gnagroup.com

Dated : 29th October, 2021

Department of Corporate Services BSE Limited 25 th Floor Rotunda Building, P J Towers Dalal Street, Fort MUMBAI 400001 SCRIP CODE : 540124	The National Stock Exchange of India Limited "Exchange Plaza" Plot No C-1, G Block Bandra Kurla Complex Bandra (East) MUMBAI – 400051 SCRIP CODE : GNA
--	---

SUB: COMPLIANCE OF REGULATION 30 and 33 OF THE SEBI (LISTING OBLIGATIONS AND DISCLOSURE REQUIREMENTS) REGULATIONS, 2015- SUBMISSION OF UNAUDITED FINANCIAL RESULTS FOR THE PERIOD ENDED SEPTEMBER 30, 2021.

Sir,

In compliance of regulation 30 and 33 of SEBI (Listing Obligations and Disclosure Requirements) Regulations, 2015 we wish to inform you that the Board of Directors of the Company in its meeting held on 29th October, 2021 has considered and approved the unaudited financial results for the second quarter and half year ended 30th September 2021.


A copy of the aforesaid unaudited financial results in the prescribed format as approved by the Board of Directors and signed by the Chairman and the Limited Review Report of the Statutory Auditors is annexed for your ready reference.

Meeting of the Board of Directors commenced at 12:30 PM and concluded at 2:35 PM.

This is for your information and record.

Thanking You

Yours Truly
For GNA AXLES LIMITED



Gourav Jain
Company Secretary


Encls : As above

HARISH & CO.

Chartered Accountants

Lajpat Nagar Market

Jalandhar City



To,

The Board of Directors

GNA Axles Ltd.,


1-C, Chhoti Baradari,

Jalandhar.

1. We have reviewed the unaudited financial results of **GNA Axles Limited** (the "Company") for the quarter and the half year ended September 30, 2021, which are included in the accompanying Statement of unaudited standalone financial results for the quarter and six months ended September 30, 2021, the statement of assets and liabilities as on that date and the statement of cash flows for the half-year ended on that date (the "Statement"). The Statement has been prepared by the Company pursuant to Regulation 33 and Regulation 52 of the SEBI (Listing Obligations and Disclosure Requirements) Regulations, 2015, as amended (the "Listing Regulations, 2015), which has been initiated by us for identification purposes. The Statement is the responsibility of the Company's management and has been approved by the Board of Directors. Our responsibility is to issue a report on the Statement based on our review.
2. We conducted our review in accordance with the Standard on Review Engagement (SRE) 2410, "Review of Interim Financial Information Performed by the Independent Auditor of the Entity" issued by the Institute of Chartered Accountants of India. This Standard requires that we plan and perform the review to obtain moderate assurance as to whether the Statement is free of material misstatement.
3. A review is limited primarily to inquiries of company personnel and analytical procedures applied to financial data and thus provides less assurance than an audit. We have not performed an audit and accordingly, we do not express an audit opinion.
4. Based on our review conducted as above, nothing has come to our attention that causes us to believe that the Statement has not been prepared in all material respects in accordance with the applicable Accounting Standards prescribed under Section 133 of the Companies Act, 2013 and other recognised accounting practices and policies and has not disclosed the information required to be disclosed in terms of Regulation 33 and Regulation 52 of the Listing Regulations, 2015 including the manner in which it is to be disclosed, or that it contains any material misstatement.



For Harish & Co.
Chartered Accountants
FRN NO. 017372N


(Vasu Aggarwal)

Partner

Membership No.091343

UDIN :

21091343AAAADK2589

Place:

Dated:

G N A Axles Limited

Regd. Office : GNA House 1-C Chhoti Baradari Part - II, Garha Road, Opposite Medical College Jalandhar 144001 Punjab

Unaudited Financial Results for the quarter and half year ended 30th September 2021

Corporate Identity Number : L29130PB1993PLC013684

Website : www.gnagroup.com Email: gjain@gnagroup.com

Rs. in Lacs

	PARTICULARS	STAND ALONE					
		Quarter Ended			Half Year Ended		Year Ended
		30/09/2021	30/06/2021	30/09/2020	30/09/2021	30/09/2020	31/03/2021
		Unaudited	Unaudited	Unaudited	Unaudited	Unaudited	Audited
I	Revenue From Operations	33976.04	32896.23	22211.25	66872.27	30344.23	88959.26
II	Other Income	4.83	49.71	31.32	54.54	65.40	146.89
III	TOTAL INCOME (I + II)	33980.87	32945.94	22242.57	66926.81	30409.63	89106.15
IV	EXPENSES						
	Cost of Material Consumed	23615.34	22552.71	12239.31	46168.05	17162.76	52999.77
	Change In Inventory [WIP & FG]	-1115.01	-1013.66	1170.02	-2128.67	1554.80	2581.11
	Employee Benefit Expenses	1501.19	1432.16	1190.87	2933.35	2039.21	4968.53
	Finance Cost	296.81	310.63	209.84	607.44	488.23	854.44
	Depreciation	1259.55	1184.39	1046.39	2443.94	2033.89	4071.94
	Other Expenses	5133.14	4476.02	3443.87	9609.16	4855.09	14022.25
	TOTAL EXPENSES IV	30691.02	28942.25	19300.30	59633.27	28133.98	79498.04
V	Profit/Loss Before Exceptional Items	3289.85	4003.69	2942.27	7293.54	2275.65	9608.11
VI	Exceptional Items	0.00	0.00	0.00	0.00	0.00	
VII	Profit/Loss Before Tax	3289.85	4003.69	2942.27	7293.54	2275.65	9608.11
VIII	Tax Expenses						
	a) Current Tax	895.80	1077.74	686.39	1973.54	686.39	2550.00
	b) Deferred Tax	-56.64	-21.77	-37.62	-78.41	-47.48	-7.19
IX	Profit For the Period	2450.69	2947.72	2293.50	5398.41	1636.74	7065.30
X	Other Comprehensive Income	0.00	0.00	0.00	0.00	0.00	0.00
XI	Total Comprehensive Income for the Period	2450.69	2947.72	2293.50	5398.41	1636.74	7065.30
XII	Paid Up Equity Capital (Face value Rs.10 per Share)	2146.54	2146.54	2146.54	2146.54	2146.54	2146.54
XIII	Reserves Excluding revaluation reserves						49627.03
XIV	Earning Per Share (of face value 10 each)						
	a) Basic	11.42	13.73	10.68	25.15	7.63	32.91
	b) Diluted	11.42	13.73	10.68	25.15	7.63	32.91

Notes:

- Figures of the previous periods have been recasted / regrouped, wherever necessary to make them comparable.
- The entire operations of the Company relate to only one segment i.e "Auto Components", therefore the disclosure requirement of "Segment reporting" are not applicable.
- The above unaudited financial results were reviewed by the Audit Committee and approved by the Board of Directors of the Company at its meeting held on Oct. 29, 2021.

For G N A Axles Limited

Gursaran Singh

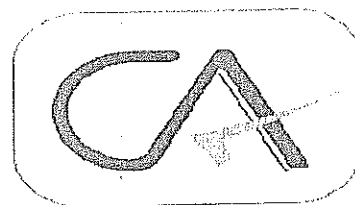
Gursaran Singh

Chairman

DIN 00805558

Place: Mehtiana
Date : Oct. 29, 2021





To

The Board of Directors,
GNA Axles Limited
1-C, Chhoti Baradari,
Jalandhar.

1. We have reviewed the unaudited consolidated financial results of **GNA Axles Limited** (the Parent), its subsidiary (the parent and its subsidiary hereinafter referred to as the "Group for the quarter and the half year ended September 30, 2021 which are included in the accompanying Statement of unaudited consolidated financial results for the quarter and six months ended September 30, 2021, the unaudited consolidated statement of assets and liabilities as on that date and the consolidated statement of cash flows for the half- year ended on that date (the "Statement"). The Statement is being submitted by the Parent pursuant to be requirement of Regulation 33 of the SEBI (Listing Obligations and Disclosure Requirements) Regulations, 2015 as amended (the "Listing Regulations"), which has been initialled by us for identification purposes. Attention is drawn to the fact that the consolidated figures for the corresponding quarter ended September 30, 2020 and the corresponding period from April 1, 2020 to September 30, 2020 as reported in these financial results have been approved by the Parent's Board of Directors, but have not been subjected to review.
2. This Statement, which is the responsibility of the Parent's Management and has been approved by the Parent's Board of Directors, has been prepared in accordance with the recognition and measurement principles laid down in Indian Accounting Standard 34 "Interim Financial Reporting " ("Ind AS 34"), prescribed under Section 133 of the Companies Act, 2013, and other accounting principles generally accepted in India. Our responsibility is to express a conclusion on the Statement based on our review.
3. We conducted our review of the Statement in accordance with the Standard on Review Engagements (SRE) 2410 "Review of Interim Financial Information Performed by the Independent Auditor of the Entity", issued by the Institute of Chartered Accountants of India. This Standard requires that we plan and perform the review to obtain moderate assurance as to whether the Statement is free of material misstatement. A review of interim financial information consists of making inquiries, primarily of persons responsible for financial and accounting matters, and applying analytical and other review procedures. A review is substantially less in scope than an audit conducted in accordance with Standards on Auditing and consequently does not enable us to obtain assurance that we would become aware of all significant matters that might be identified in an audit. Accordingly, we do not express an audit opinion.

We also performed procedures in accordance with the circular issued by the SEBI under Regulation 33 (8) of the SEBI (Listing Obligations and Disclosure requirements) Regulations, 2015, as amended, to the extent applicable.

G N A Axles Limited

Regd. Office : GNA House I-C Chhoti Baradari Part - II, Garha Road, Opposite Medical College Jalandhar 144001 Punjab

Unaudited Financial Results for the quarter and half year ended 30th September 2021

Corporate Identity Number : L29130PB1993PLC013684

Website : www.gnagroup.com Email: gjain@gnagroup.com

Rs. in Lacs

PARTICULARS	CONSOLIDATED					
	Quarter Ended			Half Year Ended		Year Ended
	30/09/2021	30/06/2021	30/09/2020	30/09/2021	30/09/2020	31/03/2021
	Unaudited	Unaudited	Unaudited	Unaudited	Unaudited	Audited

G N A Axles Limited
 Regd. Office : GNA House 1-C Chhoti Baradari Part - II, Garha Road, Opposite
 Medical College, Jalandhar 144001 Punjab
 Corporate Identity Number : L29130PB1993PLC013684
 Website : www.gnagroup.com Email: gjain@gnagroup.com
 Balance Sheet as at Sep. 30, 2021

[RS. IN LAC]

Sr. No.	Particulars	STANDALONE		CONSOLIDATED	
		Amount As At		Amount As At	
		30.09.2021	31.03.2021	30.09.2021	31.03.2021
ASSETS		Unaudited	Audited	Unaudited	Audited
1	Non Current Assets				
a	Property,Plant and Equipment	28934.27	29476.69	28934.27	29476.69
b	Capital Work in Progress	623.68	0.00	623.68	
c	Intangible Assets				
d	Financial Assets				
	Long Term Investments	0.66	0.66		
	Long Term Loans				
	Deferred Tax Asset	30.61		30.61	
e	Other Non Current Assets	3901.68	2065.11	3901.68	2065.11
	Total Non Current Assets	33490.90	31542.46	33490.24	31541.80
2	Current Assets				
a	Inventories	18216.35	15264.51	18216.35	15264.53
b	Financial Assets				
	Short Term Investments				
	Trade Receivables	47797.37	43792.98	47797.37	43792.98
	Cash & Cash Equivalents	3110.99	34.58	3111.89	35.55
	Short Term Loans				
	Other Financial Current assets	1074.32	1915.11	1074.32	1915.11
c	Other Current Assets	5948.99	3404.62	5948.99	3404.60
	Total Current assets	76148.02	64411.80	76148.92	64412.77
	Total Assets	109638.92	95954.26	109639.16	95954.57
Equity & Liabilities					
1	Equity				
a	Equity Share Capital	2146.54	2146.54	2146.54	2146.54
b	Other Equity	53946.47	49627.01	53928.46	49610.24
	Total Equity	56093.01	51773.55	56075.00	51756.78
2	Liabilities				
a	Financial Liabilities				
	Long Term Borrowings	6281.34	7643.69	6281.34	7643.69
	Other Financial Non current Liabilities				
b	Long Term Provisions				
c	Deferred Tax Liabilities (Net)		47.80		47.80
d	other Non Current Liabilities				
	Total Non Current Liabilities	6281.34	7691.49	6281.34	7691.49
3	Current Liabilities				
	Financial Liabilities				
	Short Term Borrowing	14601.53	9525.65	14601.53	9525.66
	Trade Payable	26170.14	22757.57	26188.39	22774.66
	Other Financial Current Liabilities	2426.00	2529.08	2426.00	2529.09
b	Other Current Liabilites	1141.02	389.92	1141.02	389.91
	Short Term Provisions	952.34	791.67	952.34	791.65
	Current Tax Liabilites	1973.54	495.33	1973.54	495.33
	Total Current Liabilities	47264.57	36489.22	47282.82	36506.30
	Total Liabilites	109638.92	95954.26	109639.16	95954.57



guman Singh

GNA AXLES LIMITED

Cash Flow Statement as at Sep 30, 2021

	STANDALONE		CONSOLIDATED	
	30.09.2021	31.03.2021	30.09.2021	31.03.2021
	Unaudited	Audited	Unaudited	Audited
A CASH FLOW FROM OPERATING ACTIVITIES				
Net profit before tax	7293.54	9608.11	7292.30	9605.11
Adjustments for :				
Depreciation	2443.94	4071.94	2443.94	4071.94
Interest income	-54.54	-146.89	-54.54	-146.89
Interest paid	607.44	788.00	607.44	788.00
IPO Expenses W/off		130.41		130.41
Profit/Loss on sale of assets	-0.07	-4.19	-0.07	-4.19
Operating profit before working capital changes	10290.31	14447.38	10289.07	14444.38
Adjustments for :				
Inventories	-2951.84	-759.91	-2951.84	-759.91
Decrease/Increase in Trade Rec./Other Current/Non-Current Assets	-7496.77	-14441.26	-7496.77	-14441.26
Decrease/Increase in Trade Payable/Other Current Liabilities	5754.75	6434.81	5755.90	6437.42
Income tax of earlier year	-4.63	13.82	-4.63	13.82
Income Tax Paid	-1973.54	-2550.00	-1973.54	-2550.00
Net cash from operating activities	3618.28	3144.84	3618.19	3144.45
B CASH FLOW FROM INVESTING ACTIVITIES :				
increase in fixed deposits		172.25		172.25
Purchase of Fixed assets	-2526.09	-3012.91	-2526.09	-3012.91
Sale of Fixed Assets	1.00	17.89	1.00	17.89
Interest received	54.54	146.89	54.54	146.89
Net cash used in Investing activities	-2470.55	-2675.88	-2470.55	-2675.88
C CASH FLOW FROM FINANCING ACTIVITIES				
Proceeds from Long term Borrowings				
Repayment of long term borrowings	-1465.43	-3485.02	-1465.43	-3485.02
Dividend Paid	-1074.32	0.00	-1074.32	
Increase/Decrease in cash credits & Packing credits	5075.88	3814.74	5075.88	3814.74
Interest Paid	-607.44	-788.00	-607.44	-788.00
Net cash flow from financing activities	1928.69	-458.28	1928.69	-458.28
Net increase/ (decrease) in cash & cash equivalents (A+B+C)	3076.42	10.68	3076.33	10.29
Cash & Cash equivalents at the beginning of the year	34.57	23.89	35.56	25.27
Cash & Cash equivalents at the end of the year	3110.99	34.57	3111.89	35.56
	3076.42	10.68	3076.33	10.29

NOTE

Cash & cash equivalents comprise of :

Cash in hand	5.09	28.91	5.09	28.91
With scheduled banks :				
In current accounts	3105.90	5.66	3106.80	6.65
Cash and cash equivalents at the end of the year	3110.99	34.57	3111.89	35.56



For GNA AXLES LTD.

Chairman