



Assessment Process Transforms Systems  
ISO 9001:2015



Standards Accreditation Council for  
Assessment Services Providers

## INCAP LIMITED

# 1-58, NIDAMANUR, Phones : 91-866-2842571, 2842479  
VIJAYAWADA - 521 104.  
ANDHRA PRADESH  
INDIA  
E-mail : vjwincap@hotmail.com  
www.incaplimited.in CIN L32101AP1990PLC011311

INCAP/BSE/2022-23/175

Dated 30<sup>th</sup> January, 2023

To

Bombay Stock Exchange,  
21<sup>st</sup> Floor, P.J.Tower,  
Dalal Street,  
Mumabi.

Dear Sir,

Sub : Submission of Unaudited financial Results – Reg.

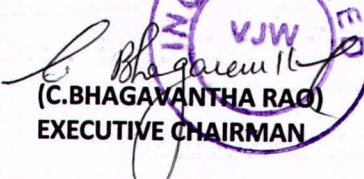
-X-X-X-


We are herewith enclosing the unaudited financial results for the year 2022-2023 3rd Quarter ended on 31<sup>st</sup> December, 2022 and Limited Review Report.

Meeting commenced at 11.30 and concluded at 13.55.

Thanking you,  
Yours faithfully,

For INCAP LIMITED

  
(C.BHAGAVANTHA RAO)  
EXECUTIVE CHAIRMAN



**INCAP LIMITED**

CIN : L32101AP1990PLC011311

1-58, NIDAMANUR, VIJAYAWADA - 521104, ANDHRA PRADESH

**UNAUDITED FINANCIAL RESULTS FOR QUARTER AND YEAR ENDED 31ST DECEMBER, 2022**

		(Amount Rs. In Lakhs)					
PARTICULARS	QUARTER ENDED			9 MONTHS ENDED		YEAR ENDED	
	01-10-2022 TO 31-12-2022	01-07-2022 TO 30-09-2022	01-10-2021 TO 31-12-2021	01-04-2022 TO 31-12-2022	01-04-2021 TO 31-12-2021	01-04-2021 TO 31-03-2022	
	(UNAUDITED)	(UNAUDITED)	(UNAUDITED)	(UNAUDITED)	(UNAUDITED)	(AUDITED)	
I	Revenue from Operations						
	Net Sales / Income from Operations	372.86	558.17	696.42	1,530.31	1,634.03	
	Other Income	1.58	2.80	3.47	13.95	6.94	
	Total Income from Operations (I)	374.44	560.97	699.89	1,544.26	1,640.97	
II	Expenses						
	Cost of materials consumed	194.71	378.44	232.38	812.80	666.99	
	Purchases of stock in trade	-	51.12	124.85	57.32	225.20	
	Changes in Inventories	(19.21)	(10.64)	(42.08)	(0.49)	(59.34)	
	Employee benefit expenses	48.17	46.27	47.36	139.60	131.20	
	Finance Cost	4.51	4.96	3.80	13.47	10.85	
	Depreciation and amortisation	9.69	9.88	11.10	29.23	33.17	
	Other Expenses	114.94	51.98	297.83	420.78	559.69	
	Total Expenses (II)	352.80	532.01	675.24	1,472.70	1,567.76	
	Profit / (Loss) from operations before exceptional Items (I - II)	21.64	28.96	24.65	71.56	73.21	
III	Exceptional Items						
IV	Profit / (Loss) before extra ordinary items and tax (III - IV)	21.64	28.96	24.65	71.56	73.21	
V	Extraordinary Items						
VI	Profit / (Loss) before tax (V - VI)	21.64	28.96	24.65	71.56	73.21	
VII	Tax expenses						
VIII	(1) Current tax	-	-	-	-	-	
	(2) Deferred tax	-	-	-	-	30.70	
IX	Profit / (Loss) for the period (VII - VIII)	21.64	28.96	24.65	71.56	73.21	
X	Other Comprehensive Income						
	A. (i) Items that will not be reclassified to profit or loss (net of tax)	-	-	-	-	5.40	
	B. (i) Items that will be reclassified to items that will be reclassified to profit or loss	-	-	-	-	-	
XI	Total Comprehensive Income after tax (XI - XII)	21.64	28.96	24.65	71.56	73.21	
XII	Paid up Equity Share Capital (Face value of Rs.10/- each)	513.32	513.32	513.32	513.32	513.32	
	Earnings per Equity Share					1.56	
	Basic & Diluted					1.56	

Notes :

1. The above results were reviewed by the Audit Committee and taken on record by the Board of Directors of the Company at its meeting held on 30th January, 2023. The financial results for the quarter ended on December 31, 2022 has been subjected to limited review by the Company's Statutory Auditors.

Date : 30th January, 2023

Place : Vijayawada

for INCAP LIMITED

C. BHAGAVANTHARAO  
EXECUTIVE CHAIRMAN



**INCAP LIMITED**  
STATEMENT OF ASSETS AND LIABILITIES AS AT 31-12-2022

(Rs. In Lakhs)

Particulars	31-12-2022	31-03-2022
<b>I. Assets</b>		
<b>Non Current Assets</b>		
(a) Property, Plant and Machinery	321.83	349.26
(b) Capital Work in Progress	-	-
(c) Investment Property	-	-
(d) Goodwill	-	-
(e) Other Intangible Assets	-	-
(f) Intangible Assets Under Development	-	-
(h) Financial Assets		
(i) Investments	200.00	200.00
(ii) Trade Receivables	-	-
(iii) Loans	1,127.45	22.92
(iv) Others (to be specified)	-	-
(i) Deferred Tax Assets (net)	-	-
(j) Other Non Current Assets	13.39	16.94
<b>Current Assets</b>		
(a) Inventories	236.88	230.66
(b) Financial Assets		
(i) Investments	-	-
(ii) Trade Receivables	714.67	563.70
(iii) Cash and Cash Equivalents	237.09	1,484.86
(iv) Bank Balances other than (iii) above	-	-
(v) Loans	-	-
(vi) Others (to be specified)	-	-
(c) Current Tax Assets (net)	47.49	16.70
(d) Other Current Assets	235.81	45.87
<b>TOTAL ASSETS</b>	<b>8,195.82</b>	<b>2,994.41</b>
<b>II. EQUITY AND LIABILITIES</b>		
<b>Equity</b>		
(a) Equity Share Capital	518.32	518.32
(b) Other Equity	1,140.79	1,069.29
<b>LIABILITIES</b>	<b>1,659.11</b>	<b>1,582.85</b>
<b>Non-Current Liabilities</b>		
(a) Financial Liabilities		
(i) Borrowings	81.20	100.74
(ii) Trade Payables	-	-
(iii) Other Financial Liabilities (others than those specified in item (i) to be specified)	-	-
(b) Provisions	-	-
(c) Deferred Tax Liabilities (Net)	28.25	28.25
(d) Other non-current liabilities	-	-
<b>Current Liabilities</b>	<b>119.45</b>	<b>138.89</b>
(a) Financial Liabilities		
(i) Borrowings	66.67	76.85
(ii) Trade Payables	96.28	99.75
(iii) Other Financial Liabilities (others than those specified in item (i) to be specified)	-	-
(b) Other Current Liabilities	46.77	108.85
(c) Provisions	284.26	29.41
(d) Current Tax Liabilities (Net)	-	-
<b>TOTAL EQUITY AND LIABILITIES</b>	<b>8,195.82</b>	<b>2,994.41</b>

Date: 30th January, 2023

Place: Vijayawada

For INCAP LIMITED

C. B. NAGANATHA RAO  
EXECUTIVE CHAIRMAN

**INCAP LIMITED**

1-58 Nidamanur, Vijayawada - 521 104

**CASH FLOW STATEMENT FOR THE QUARTER ENDED 31ST DECEMBER, 2022**

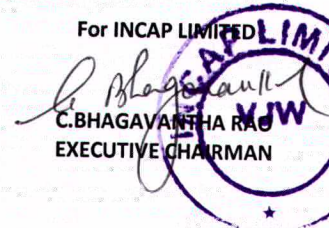
PARTICULARS		31-Dec-22	31-Mar-22
<b>A</b>	<b>CASH FLOW FROM OPERATING ACTIVITIES:</b>		
	Net Profit After Tax and Extraordinary Items	71.56	85.65
	<u>Adjustments</u>		
	Tax expenses	-	35.43
	Depreciation and Amortisation	29.23	44.03
	(Profit)/Loss on sale of Property, Plant and Equipment	(9.10)	(16.90)
	Finance Costs	13.47	16.11
	Interest Received	(4.84)	(100.73)
	Unrealised foreign exchange (gain) / loss	-	-
	Operating Profit Before Working Capital Changes	100.32	63.58
	<u>Adjustments for Working Capital Changes:</u>		
	Decrease/(Increase) in Inventories	(6.22)	(17.39)
	Decrease/(Increase) in Trade Receivables	(150.97)	246.80
	Decrease/(Increase) in Loans and Advances	(1,104.54)	(0.78)
	Decrease/(Increase) in Other Non-Current Assets	3.54	8.85
	Decrease/(Increase) in Other Current Assets	(186.03)	67.21
	Decrease/(Increase) in Other Current Tax Assets (net)	(30.78)	23.46
	Increase /(Decrease) in Trade Payables	(30.52)	(680.54)
	Increase /(Decrease) in Provisions (Current)	254.87	(71.27)
	Increase /(Decrease) in Other Current Liabilities	(65.08)	7.68
	<b>ADJUSTMENTS IN WORKING CAPITAL</b>	<b>(1,315.73)</b>	<b>(415.98)</b>
	Cash Generated from Operations	(1,215.41)	(352.40)
	Income Tax Paid/Provided	-	(30.70)
	<b>Net Cash From Operating Activities</b>	<b>{A} (1,215.41)</b>	<b>(383.09)</b>
<b>B</b>	<b>CASH FLOW FROM INVESTING ACTIVITIES:</b>		
	Purchase of Fixed assets	(2.46)	(0.93)
	Investment in company	-	-
	Sale of Fixed Assets	9.75	43.63
	Interest Received	4.84	100.73
	<b>Net Cash Used In Investing activities</b>	<b>{B} 12.14</b>	<b>143.43</b>
<b>C</b>	<b>CASH FLOW FROM FINANCING ACTIVITIES:</b>		
	Increase in Share Capital	-	-
	Availment/(Repayment) of Borrowings	(29.72)	4.92
	Proposed Dividend	-	(51.33)
	Tax on Dividend	-	-
	Interest Paid on Borrowings	(13.47)	(16.11)
	<b>Net Cash Used in Financing Activities</b>	<b>{C} (43.19)</b>	<b>(62.52)</b>
<b>D</b>	<b>NET INCREASE/(DECREASE) IN CASH AND CASH EQUIVALENTS</b>	<b>(1,246.47)</b>	<b>(302.19)</b>
	Cash and Cash Equivalents at the beginning of the period	1,484.36	1,786.55
	Cash and Cash Equivalents at the end of the period	237.89	1,484.36
	<b>NET INCREASE/(DECREASE) IN CASH AND CASH EQUIVALENTS</b>	<b>(1,246.47)</b>	<b>(302.19)</b>
	Cash on hand	0.14	0.17
	Balances held with banks	237.75	1,484.18
	Cash and cash equivalents as restated	237.89	1,484.36

*This is the Cash Flow Statement referred to in our report of even date*

Date : 30-01-2023

Place : Vijayawada

For INCAP LIMITED

  
**C. BHAGAVANTHA RAO**  
 EXECUTIVE CHAIRMAN



---

**LIMITED REVIEW REPORT**

We have reviewed the accompanying statement of unaudited financial results of M/s. INCAP LIMITED, 1-58, Nidamanuru, Vijayawada – 521104 for the Quarter and Nine months ended 31<sup>st</sup> December, 2022. The management is responsible for the preparation and fair presentation of this Interim Financial Information and has been approved by the Audit Committee of the Board of Directors. Our responsibility is to issue a review report on this interim financial information based on our review.

We conducted our review in accordance with the Standard on Review Engagement (SRE) 2410, “*Review of Interim Financial Information performed by the Independent Auditors of the Entity*” issued by the Institute of Chartered Accountants of India. A review of interim financial information consists of making enquiries, primarily of persons responsible for financial and accounting matters and applying analytical and other review procedures. A review is substantially less in scope than an audit conducted in accordance with Standards on Auditing and consequently does not enable us to obtain assurance that we could become aware of all significant matters that might be identified in an audit. Accordingly, we do not express an audit opinion.

Based on our review conducted as above, nothing has come to our attention that causes us to believe that the accompanying statement of unaudited Interim Financial Results prepared in accordance with applicable accounting standards and other recognized accounting practices and policies has not disclosed the information required to be disclosed in terms of Regulation 33 of the SEBI (Listing Obligations and Disclosure Requirements) Regulations, 2015 including the manner in which it is to be disclosed, or that it contains any material misstatement.

**For K Anuradha & Associates**

Chartered Accountant

FRN No. 017328S

(CA. K Anuradha)

Proprietrix

Membership No. 210171



Place: Guntur

Date: 30-Jan-2023

UDIN: **23210171BGXZTD6999**