



NATH SEEDS®

Nath Bio-Genes (I) Ltd.

(CIN L01110MH1993PLC072842)

31st January 2026

The Manager-Listing
BSE Limited
Phiroze Jeejeebhoy Towers,
Dalal Street,
Mumbai-400001

The Manager- Listing
National Stock Exchange of India Ltd.,
Exchange Plaza, Bandra-Kurla Complex
Bandra (E)
Mumbai-400051

BSE Code-537291

NSE Code-NATHBIOGEN

Dear Sir/Madam,

Subject- Presentation on Unaudited financial results.

Please find the attached herewith, presentation on Unaudited financial results for the period ended 31st December 2025.

You are requested to take the above information on record.

Thanking You.

Yours faithfully,
For Nath Bio-Genes (India) Limited,

Amol Gupta
Chief Financial Officer

NATH SEEDS

हर बीज खरा, शक्ति भरा

■ Nath House, Nath Road, Aurangabad - 431005 (MS) Tel : 0240-2376314/5/6/7
Email : info@nathseeds.com www.nathbiogenes.com

■ 1, Chateau Windsor, 86 Veer Nariman Road, Mumbai - 400020 (MS) Tel : 022-22871001, 22875653/4/5

NATH
GROUP

Nath

Bio-Genes (I) Ltd.

Investor Presentation Q3 & 9MFY26



Disclaimer

Certain statements in this document may be forward-looking statements. Such forward-looking statements are subject to certain risks and uncertainties like government actions, local political or economic developments, technological risks, and many other factors that could cause our actual results to differ materially from those contemplated by the relevant forward-looking statements.

Nath Bio Genes (India) Limited will not be in any way responsible for any action taken based on such statements and undertakes no obligation to publicly update these forward-looking statements to reflect subsequent events or circumstances.



Competitive Positioning In A Tough Sector

► Focus Area

ooo

Product Selection

- Build a dream-product basket with superior and diversified products
- Build an Un-paralleled Supply Chain Network

► Winning Strategies

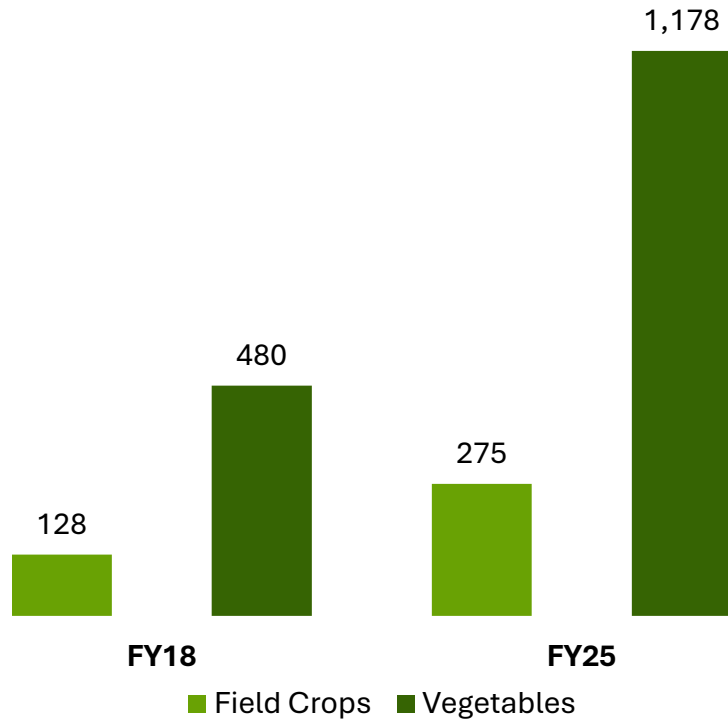
ooo

- Focus on Cotton, Wheat, Maize & Fodder Bajra
- Empower Stakeholders; Build long-term, loyal, symbiotic relationships with our production growers and organisers.

Network of approximately 20,000 distributors and dealers, 17 branch offices, 10 processing plants, and warehouses spread across 23 states of India

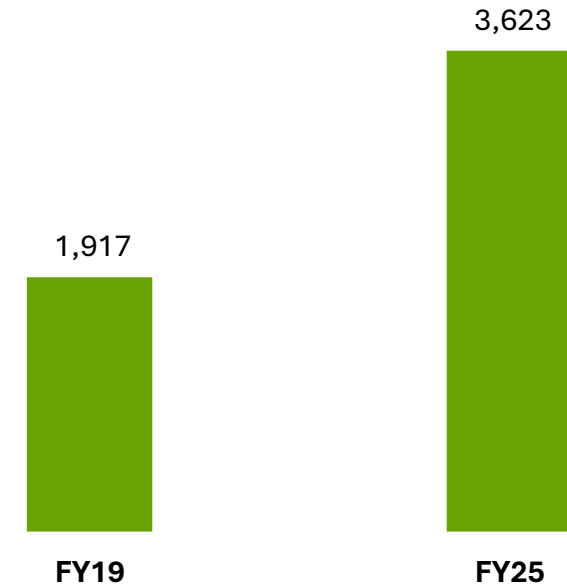
What Our Business Delivered In Last 8 Years

Average Selling Price (Rs/kg) is Increasing



Revenue Growth (INR Mn)

CAGR 11%



Tailor Made Products



Understand key farmer requirements based on deep market research.

Develop products to suit various agri climatic conditions

Focus on disease and pest resistance which automatically results in higher yield

Stringent multistage trials before commercial development

Focused on R&D



1

R&D Team of experienced scientists and experts

2

Prioritize Disease and Pest resistance breeding

3

Large and Diverse collection of Germplasm

4

Well Invested, DSIR recognized R&D Innovation Centres

5

Produce Genetically Pure and Premium Quality Seeds

6

Cold storage facilities, warehouses, and conditioning godowns having a capacity of 25,000MT

Focused on Shareholder Value Creation



Growing Business

Strong Positions in
important crops



Product Excellence

Innovation and
solution that drive
productivity and
create value for
farmers



Differentiated Customer Experience

Expanding market
reach through new
and innovative
products such as
Sanket



Margin Expansion

Growing EBITDA
margins through
efficient operations



Farming Community's Testimonials




Testimonials : Cotton Nath Sanket

नाथ संकेत बहुत ही बढ़िया कपास है, जिसमें भारी संख्या में डेंडू लगते हैं। डेंडू की भारी संख्या के कारण यह जबरदस्त उपज देता है। किट और रोगों के प्रति उत्तम सहनशीलता है।



Testimonials : Cotton Jumbo-303

नाथ का जम्बो-303 एक बेहतरीन कपास है। नाम की तरह ही इसके डेंडू बड़े आकार के हैं। और कपास भी वजनदार है। भरपूर उत्पादन देता है।



Testimonials : Cotton Rana-900



नाथ का जम्बो-303 एक बेहतरीन कपास है। नाम की तरह ही इसके डेंडू बड़े आकार के हैं। और कपास भी वजनदार है। भरपूर उत्पादन देता है।



Testimonials : Bajra-NBH-07



नाथ का एन बी एच-07 बाजरा एक सर्वगुणसंपन्न बाजरा है। इसके दाने आकर्षक और ठोस सिट्टे हैं। यह प्रजाति पैदावार और चारा दोनों के लिए उपयुक्त है।



Testimonials : Hy. Paddy-Dhadak Gold

हाइब्रिड धान धड़क गोल्ड एक बेहतरीन धान प्रजाति है। इसका लम्बा और वजदार दाना है। मध्यम अवधि में जबरदस्त उत्पादन देती है।



Testimonials : Paddy-Nath 20/20



धान नाथ 20/20 एक बढ़िया धान है। इसमें कल्लों की संख्या अधिक होती है। मजबूत तना है तो फसल गिरती नहीं। लम्बा मध्यम पतला दाना और प्रति बाली अधिक दाने हैं इससे भरपूर पैदावार मिलती है।



Testimonials : Hy. Maize-Domnator-401



हाइब्रिड मक्का डॉमिनेटर-401 के आकर्षक नारंगी दाने हैं और सिरे तक भरे बड़े आकार के भुट्टे हैं। यह एक जबरदस्त उपज देनेवाली मक्का किस्म है।



Testimonials : Hy. Okra-Akira




नाथ हाइब्रिड भिन्डी अकीरा एक लाजवाब किस्म है। गहरे हरे रंग के आकर्षक एवं वजनदार फल है। और जबरदस्त उपज देती है। वायरस के प्रति सहनशील है



Testimonials : Hy. Tomato-Akhand



नाथ हाइब्रिड टोमॅटो अखंड गर्मी के मौसम के लिए सबसे बेहतरीन किस्म है। गहरे लाल रंग के आकर्षक गोलाकार ठोस फल है। बढ़िया उपज मिलती है।



Testimonials : Hy. Chilli-NCH-1055



हाइब्रिड मक्का डॉमिनेटर-401 के आकर्षक नारंगी दाने हैं और सिरे तक भरे बड़े आकर के भुटे हैं। यह एक जबरदस्त उपज देनेवाली मक्का किस्म है।



Testimonials : Hy. Bittergourd-NBIGH-274

नाथ हाइब्रिड करेला
एन बी आय जी एच-274 एक बढ़िया
कांटेदार करेला है। फलों का रंग
आकर्षक हरा है और रोगों के प्रति
सहनशील है। उपज में बेहतर है।





Q3 & 9MFY26 PERFORMANCE

9MFY26 - Key Business Highlights



Crop Performance

- **Cotton (Bt):** Reported a 21.35% YoY rise in quantity to 12.6 lacs Pkts, reflecting steady performance and remaining the primary revenue driver with a 25.26% value growth.
- **Paddy:** Recorded healthy 7.75% YoY growth to 61,804 Qtl, showcasing stable performance and a consistent base revenue contribution with value increasing 18.60%.
- **Maize:** Achieved exceptional 94.77% YoY growth to 9,527 Qtl, supported by strong market demand leading to a 141.98% surge in value.
- **Vegetable Seeds:** Delivered robust 43.44% YoY growth to 2,099 Qtl, emerging as a fast-growing segment with value increasing by 52.08%.
- **PNS:** Posted a marginal volume decline of 1.14% YoY to 33,696 Ltr, but highlighted portfolio resilience by maintaining a steady value increase of 1.20%.

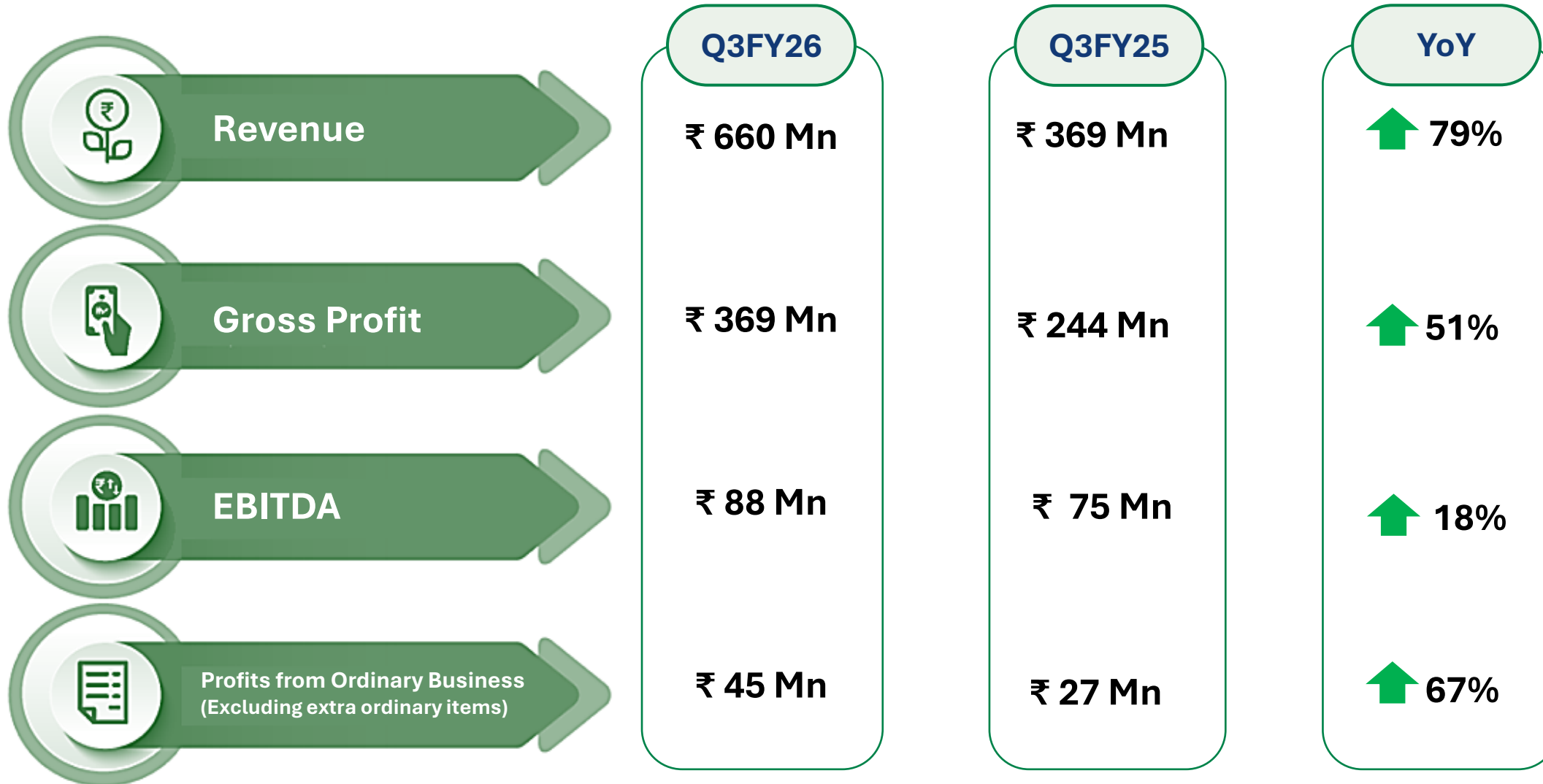
Strategic Focus

- Drive diversification beyond cotton, accelerate growth in high-margin products, enhance operational efficiency, and strengthen innovation through focused R&D.

International Collaboration

- The Uzbekistan joint venture is operating successfully, strengthening its ongoing business momentum and international presence.

Key Financial Highlights – Q3 FY26



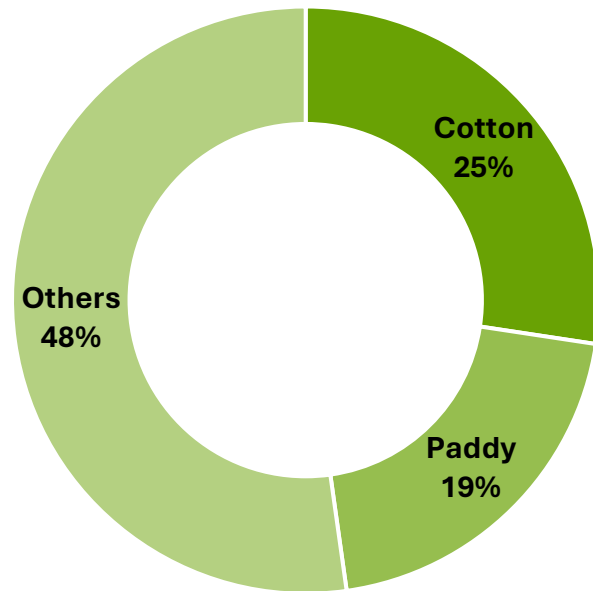
Income Statement

Particulars (INR Mn)	Q3FY26	Q3FY25	%Change(YoY)	9MFY26	9MFY25	%Change (YoY)
Total Revenue	660	369	79%	3,859	3,129	23%
Gross Profit	369	244	51%	2,075	1,651	26%
<i>Gross Margin (%)</i>	<i>56%</i>	<i>66%</i>		<i>54%</i>	<i>53%</i>	
EBITDA	88	75	18%	499	511	-2%
<i>EBITDA Margin (%)</i>	<i>13%</i>	<i>20%</i>		<i>14%</i>	<i>16%</i>	
Depreciation	10	8	18%	29	25	18%
Finance Cost	42	34	24%	104	85	21%
Other Income	17	5		54	7	695%
PBT (before adjustment of exceptional item)	54	38	43%	421	408	3%
Tax	9	11		22	14	51%
Tax Rate (%)	11%	30%		5%	4%	
PAT for the Period (excluding extra ordinary items)	45	27	67%	399	394	1%
EPS	3.8	1.4	171%	23.49	20.75	13%

Note - PAT is after adjusting for exceptional item

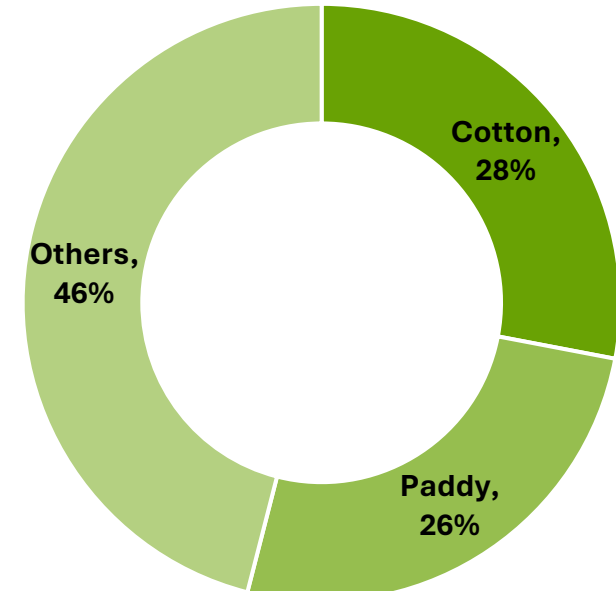
Segmental Revenue Contribution

9MFY26 Revenue
INR 3,859 Mn



■ Cotton ■ Paddy ■ Others

9MFY25 Revenue
INR 3,129 Mn



■ Cotton ■ Paddy ■ Others

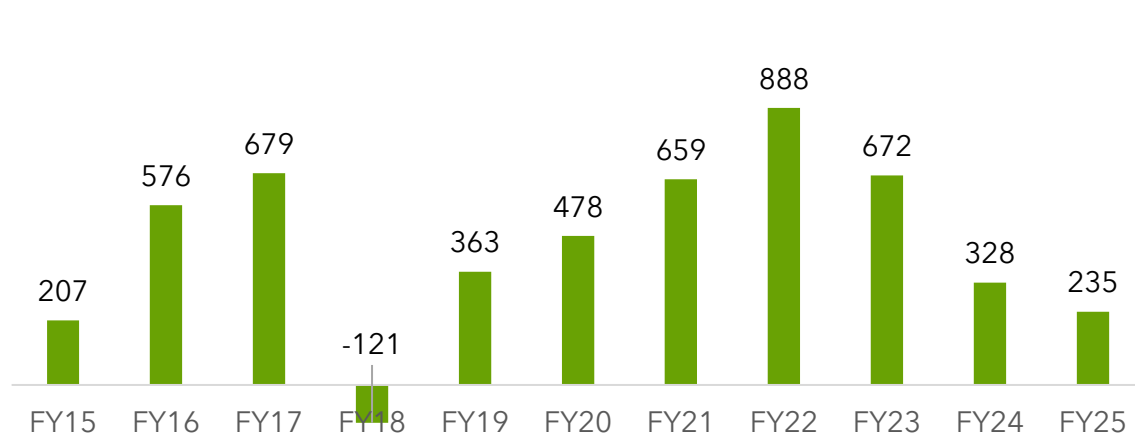
• ***Others include: Jowar, Bajra, Maize, Mustard, Wheat***



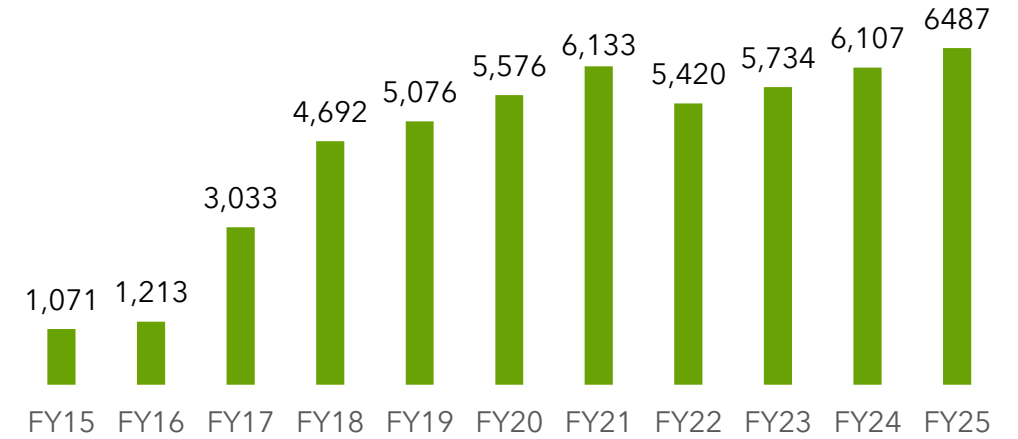
APPENDIX

Maintaining Profitability; Strong Balance Sheet

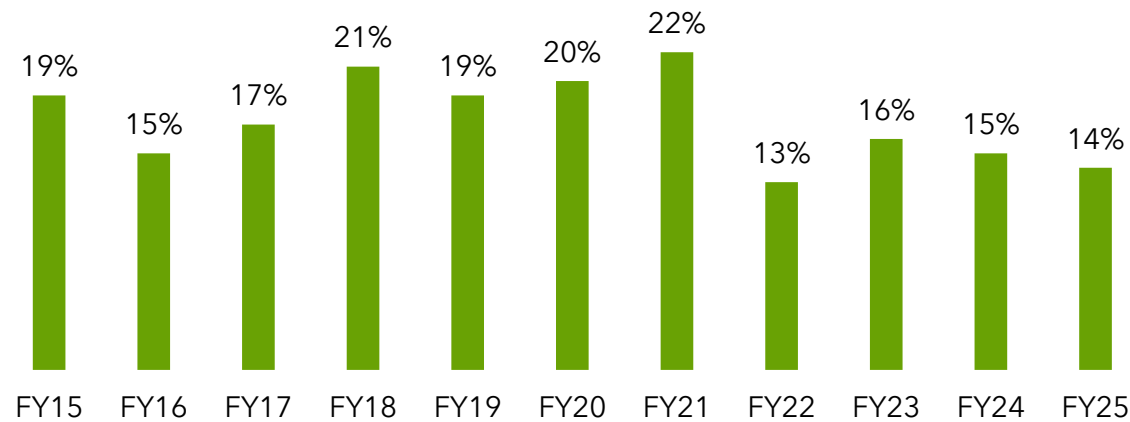
Net Debt (INR Mn)



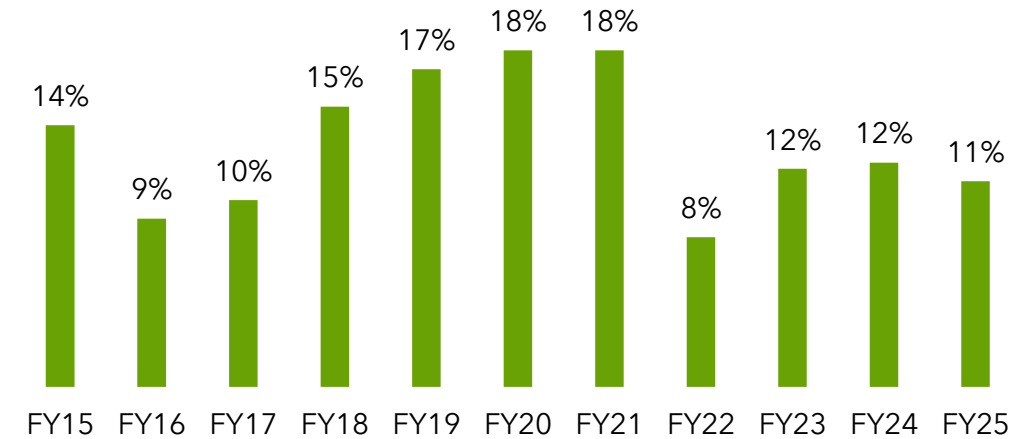
Net Worth (INR Mn)



EBITDA Margin (%)



PAT Margin (%)



Visionary Leadership; Attracting the Best Talent

← Leadership Team →



Mr. Nandkishor Kagliwal
Chairman



Dr. Capt. Devinder Khurana
Executive Vice President



Mr. Amol Gupta
CFO



Mr. Satish Kagliwal
Managing Director



Dr. V. N. Kulkarni
Head – R & D



Mr. K. Reddy
Head – Supply Chain



Mr. Harish Pandey
Business Lead

Historical Income Statement

Nath Bio-Genes' P&L Statement

Particulars (INR Mn)	FY25	FY24	FY23	FY22	FY21
Total Revenue	3,623	3,326	3,013	2,783	3,076
Gross Profit	2,289	1,991	1,667	1,544	1,715
<i>Gross Margin (%)</i>	63%	60%	55%	56%	56%
EBITDA	523	505	489	373	667
<i>EBITDA Margin (%)</i>	14%	15%	16%	13%	22%
Depreciation	38	32	30	31	28
Finance Cost	96	91	101	106	88
PBT (before exceptional)	436	388	363	254	568
Adjusted PAT	416	367	352	215	557
<i>PAT Margin (%)</i>	11%	12%	12%	9%	18%
EPS	22	21.6	18.5	11.3	29.3

Historical Balance Sheet

Assets (INR Mn)	FY25	FY24	FY23	FY22	FY21	Liabilities (INR Mn)	FY25	FY24	FY23	FY22	FY21
Fixed Assets	2,430	2,406	2,340	2,329	2,333	Share Capital	190	190	190	190	190
Other Intangible Assets	72	88	104	120	136						
Financial Assets	61	61	51	51	53	Reserves & Surplus	6,297	5,917	5,544	5,230	5,943
Loans	358	109									
Other Non-current Assets	442	421	225	218	134	Long-Term Borrowings	16	28	4	7	7
Inventories	3,307	2,291	2,078	2,203	2,263	Long-term Provisions	35	30	28	26	26
Trade Receivables	888	943	973	879	1,094	Short Term Borrowings	1,095	1,055	1,048	923	944
Cash & Bank Balances	876	755	380	42	292	Trade Payables	787	421	277	551	452
Loans & Advances	1,665	1,629	1,711	1,502	1,554	Other Current Liabilities	1,735	1,112	830	482	328
Other Current Assets	69	67	68	76	36	Short Term Provisions	12	18	9	11	5
Total	10,168	8,771	7,930	7,419	7,895	Total	10,168	8,771	7,930	7,419	7,895

Thank You



CIN_NBIL_L01110MH1993PLC072842

For further information, please get in touch with:

Sheetal Khanduja
sheetal@GoIndiaadvisors.com
M:+91 97693 64166

Deepika Sharma
deepika@GoIndiaadvisors.com
M:+91 8451029510

