

May 31, 2023

BSE Limited Department of Corporate Services Phiroze Jeejeebhoy Towers Dalal Street Mumbai 400 001 Scrip Code: 532684	National Stock Exchange of India Limited Listing Department Exchange Plaza Bandra-Kurla Complex Bandra (East), Mumbai 400 051 NSE Symbol: EKC NSE Series: EQ
--	--

Dear Sir(s),

Sub.: Disclosure under Regulation 30 of SEBI (Listing Obligations and Disclosure Requirements) Regulations, 2015 – Investor Presentation.

Pursuant to Regulation 30 of SEBI (Listing Obligations and Disclosure Requirements) Regulations, 2015, we enclose herewith the Investors Presentation for Q4 FY23.

This is for your information and record please.

Thanking you,

Yours faithfully,

For Everest Kanto Cylinder Limited

Vishal Totla
Company Secretary and Compliance Officer

Encl.

ffb

fflffb

Safe Harbor

Certain statements in this communication may be 'forward looking statements' within the meaning of applicable laws and regulations. These forward-looking statements involve several risks, uncertainties and other factors that could cause actual results to differ materially from those suggested by the forward-looking statements. Important developments that could affect the Company's operations include changes in the industry structure, significant changes in political and economic environment in India and overseas, tax laws, import duties, litigation and labor relations.

Everest Kanto Cylinder Limited (EKC) will not be in any way responsible for any action taken based on such statements and undertakes no obligation to publicly update these forward-looking statements to reflect subsequent events or circumstances.

Table of Contents

Company Overview

4

Industry Overview

15

Historical Financials/Corporate Summary

22

Q4 & FY23 Financial Performance

28

EKC is India's Largest Manufacturer of High-pressure Gas Cylinders Since 1978

Established Market Position

200+ SKU's

ffb ffb ffb ffb

25+ Countries

ffb ffb ffb ffb ffbW



150+ Clients

P ffb ffb ffb ffb

Well-positioned to Capture Rising Demand

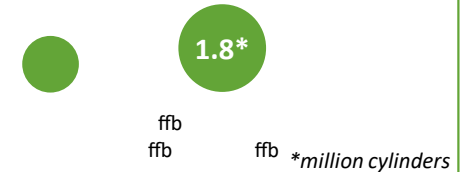
Expanding Gas Economy



Growing CNG Ecosystem

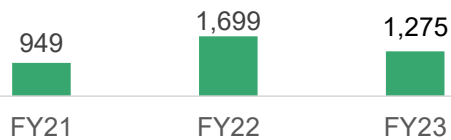


EKC Capacity Expansion Plan

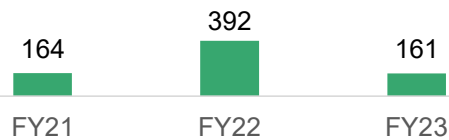


Reflected in Significant Financial Transition

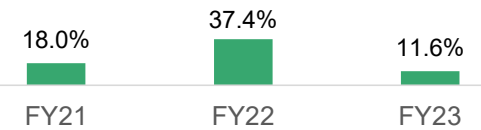
Revenue



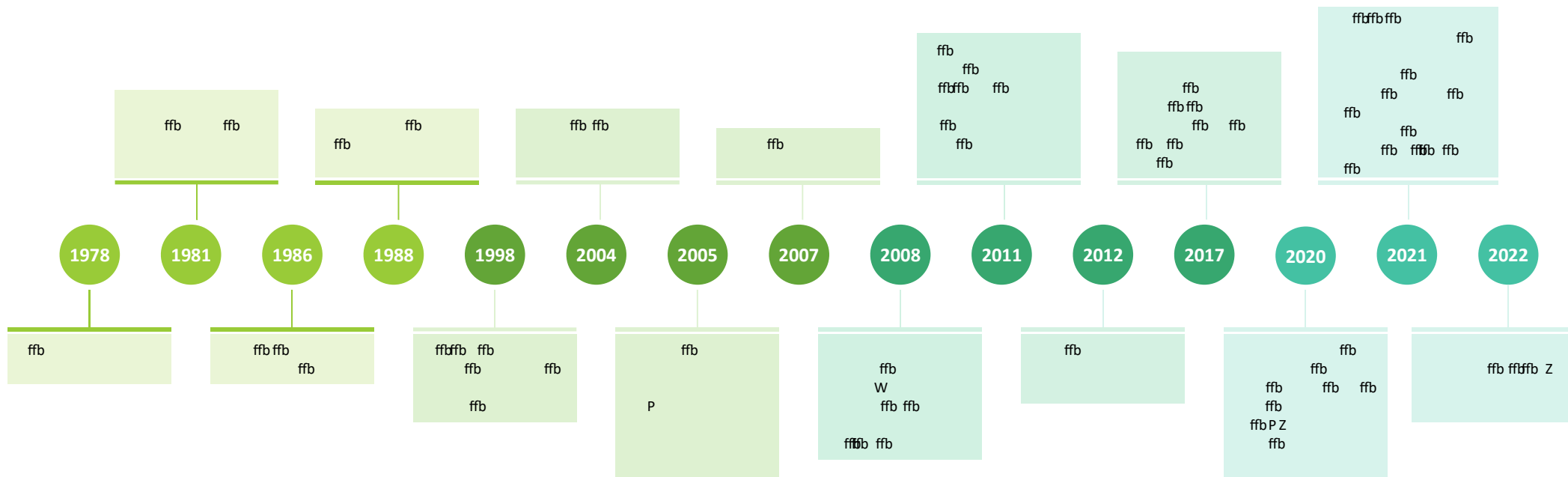
EBITDA



ROCE



Over Four Decades of Focused Domain Experience



Board of Directors

Pushkar Khurana

Executive Chairman

* ffb ffb
 * ffb ffb ffb W ffb
 * ffb ffb ffb ffbfffb ffbfffb ffb
 ffb ffb ffb ffb

Puneet Khurana

Managing Director

* ffb ffb
 * ffb ffb W ffb
 ffb
 * ffb ffb ffbfffb ffb ffb
 ffbfffb ffb P
 ffb

Ghanshyam Karkera

Independent Director

* ffb ffb
 * ffb ffb ffb ffb
 ffb ffb ffb ffb
 * ffb ffbfffb ffb

M N Sudhindra Rao

Independent Director

* ffb ffb ffb
 ffb ffb
 * P ffb ffb
 * ffb ffb ffb ffbfffb ffb
 ffbfffb ffb ffb

Uma Acharya

Independent Director

* ffb ffb ffb
 ffb ffb ffb
 * ffb ffb ffb
 * ffb ffb ffbfffb ffb ffb
 ffb ffb

Dr. Vaijayanti Pandit

Independent Director


* ffb ffb ffb
 ffb ffb
 * P ffb ffb ffb ffbfffb ffb ffb
 ffbfffb ffb ffbfffb
 * ffb ffb
 ffb ffb ffb

Sanjiv Kapur
 Chief Financial Officer

Vishal Totla
 Company Secretary


Extensive Range of Products

CNG Steel Cylinders




- * ffb ffb ffb ffb ffb
ffb ffb ffb
- * ffb ffb
ffb ffb ffb ffb ffb ffb
- * ffb ffb ffb ffb ffb ffb
ffb ffb ffb ffb ffb ffb

Industrial Cylinders




- * ffb ffb ffb ffb ffb
ffb ffb ffb ffb ffb
- * ffb ffb ffb ffb ffb
ffb ffb ffb ffb ffb
- * ffb ffb ffb ffb ffb
ffb ffb ffb ffb ffb
P

Medical Oxygen



- * ffb ffb ffb ffb
ffb ffb ffb ffb
- * ffb ffb ffb ffb ffb
ffb ffb ffb ffb ffb


Cylinders For Hydrogen Gases



- * ffb ffb ffb ffb
ffb ffb ffb ffb
- * ffb ffb ffb ffb ffb
ffb ffb ffb ffb ffb


Products with a Wide Range of Applications

Fire Extinguisher Body




* ffb ffb ffb ffb ffb ffb
 ffb ffb ffb ffb ffb ffb
 * ffb ffb ffb ffb ffb ffb
 ffb ffb ffb ffb ffb ffb
 * ffb ffb ffb ffb ffb ffb

Breathing Air Cylinders




* ffb ffb ffb ffb ffb ffb
 ffb ffb ffb ffb ffb ffb
 * ffb ffb ffb ffb ffb ffb
 ffb ffb ffb ffb ffb ffb

Jumbo Cylinders




* ffb ffb ffb ffb
 ffb ffb ffb ffb ffb ffb
 * ffb ffb ffb ffb ffb ffb
 ffb ffb ffb ffb ffb ffb
 ffb ffb ffb ffb ffb ffb

Type 4 Composite Cylinders




* ffb ffb ffb ffb
 W ffb ffb ffb ffb
 ffb P P Z
 * ffb ffb ffb ffb ffb ffb
 ffb ffb ffb ffb ffb ffb
 ffb ffb ffb ffb ffb ffb

High Value Addition in the Manufacturing Process





Quality is Key in a Highly Regulated, Safety-focused Industry

India





ISO 9001:2015
Z
ff

USA



UAE



ff
ff



W ff ff



ff ff

ff

ff Z ff
P ff

ff ff
W

Global-size Manufacturing Plants with Fungible Capacities

Tarapur, Maharashtra, India



Manufacturing	ffb	ffb	ffb	ffb	ffb	ffb	ffb	ffb
Area								
Annual Capacity								

Kandla SEZ, Gujarat, India



Manufacturing	ffb	ffb	ffb	ffb
Area				
Annual Capacity				

*Includes expansion of capacities basis on dffb ffbff & Expansion

Manufacturing Facilities – Overseas

Plant I – Dubai



Plant II – Dubai



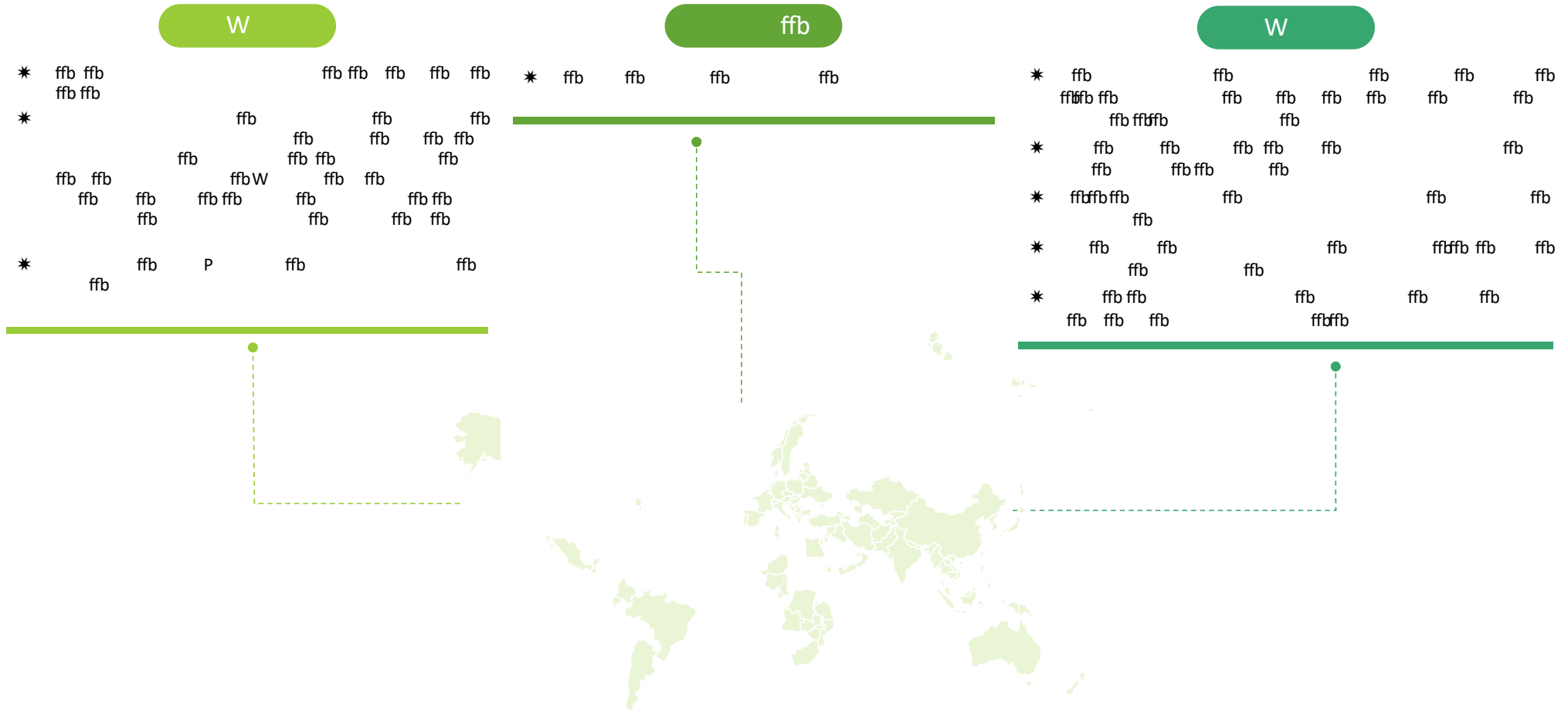
Pittsburgh, PA, USA



Manufacturing	ffb	ffb	ffb	ffb	ffb
Area					
Annual Capacity					

Manufacturing	ffb	ffb P	ffb	ffb	ffb
Area					
Annual Capacity	ffb	ffb	ffb	ffb	ffb

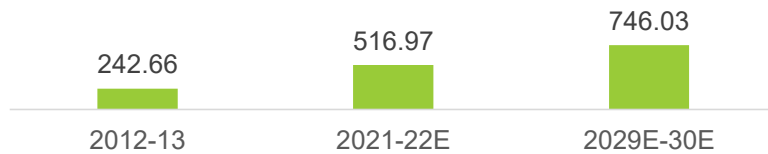
International Operations Target Widespread Global Gas Usage Expansion



India's Expanding Gas Economy

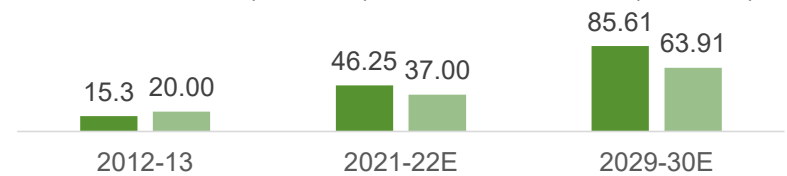
Gas contribution to India's primary energy mix to increase from 11% in 2010 to 20% in 2030

Natural Gas Demand Outlook (mmscmd)

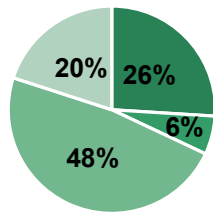


Driven by an expanding city gas distribution network

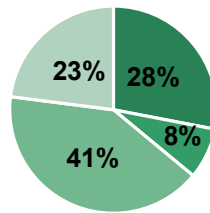
CGD Demand (mmscmd) Industrial Demand (mmscmd)



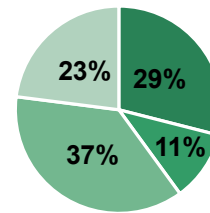
Gas infrastructure availability to create demand from across the country



2012-13



2021-22E



2029-30E

A wide variety of factors are pushing up demand supported by a strong policy framework



CNG Ecosystem Continues to Proliferate

Visibility of country-wide coverage

	Geographical Areas	Population Coverage	Area Coverage
Previous expansions			
Round 9 auctions (Apr'18)			
Round 10 auctions (Nov'18)			
Round 11 auctions (Sep'21)			
Aggregate Coverage		96%	86%

* 430 bids received for 65 GA's in Round 11

* ffb ffb ffb ffb ffb

ffb

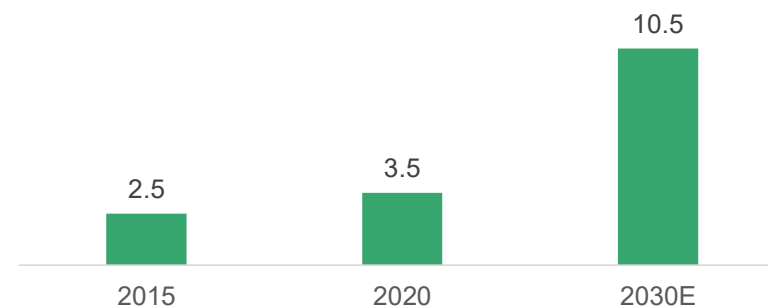
* ffb ffb ffb ffb ffb

Gas infrastructure companies are accelerating network roll-out

CNG Gas Station	2012-13	Top 5 States' Concentration
March 2015		
March 2020		
March 2021		
March 2022		
March 2025		
March 2030		

Source: CRISIL

Leading to proliferation of CNG fuelled vehicles on Indian roads



Source: CRISIL

CNG Demand has Multiple Drivers

BS-VI transition

P ffb ffb ffb ffb ffb ffb ffb ffb
 ffb ffb

Vehicle Scrappage Policy

ffb ffb ffb ffb ffb ffb ffb

Conversion of diesel buses to CNG

ffb ffb ffb ffb

CNG price trends


ffb ffb ffb ffb

Cost of vehicle ownership

ffb ffb ffb ffb ffb ffb ffb ffb

Environmental concerns

ffb ffb ffb ffb ffb ffb




Industrial Demand Drivers

Fire Equipment and Fire Suppression Systems



* ffb ffb ffb ffb ffb ffb ffb ffb ffb ffb ffb ffb
ffb
* ffb ffb ffb ffb ffb ffb ffb ffb ffb ffb ffb ffb ffb ffb
ffb ffb ffb ffb ffb ffb ffb ffb ffb ffb ffb ffb ffb ffb
* ffb ffb ffb ffb ffb ffb ffb ffb ffb ffb ffb ffb ffb ffb
ffb ffb ffb ffb ffb ffb ffb ffb ffb ffb ffb ffb ffb ffb

Supply to Medical Establishments



* ffb ffb ffb ffb ffb ffb ffb ffb ffb ffb ffb ffb ffb ffb ffb ffb
ffb ffb ffb ffb ffb ffb ffb ffb ffb ffb ffb ffb ffb ffb ffb ffb
ffb ffb ffb ffb ffb ffb ffb ffb ffb ffb ffb ffb ffb ffb ffb ffb
* ffb ffb ffb ffb ffb ffb ffb ffb ffb ffb ffb ffb ffb ffb ffb ffb
ffb ffb ffb ffb ffb ffb ffb ffb ffb ffb ffb ffb ffb ffb ffb ffb
* ffb ffb ffb ffb ffb ffb ffb ffb ffb ffb ffb ffb ffb ffb ffb ffb
ffb ffb ffb ffb ffb ffb ffb ffb ffb ffb ffb ffb ffb ffb ffb ffb


Industrial Demand Drivers

Aerospace and Defense



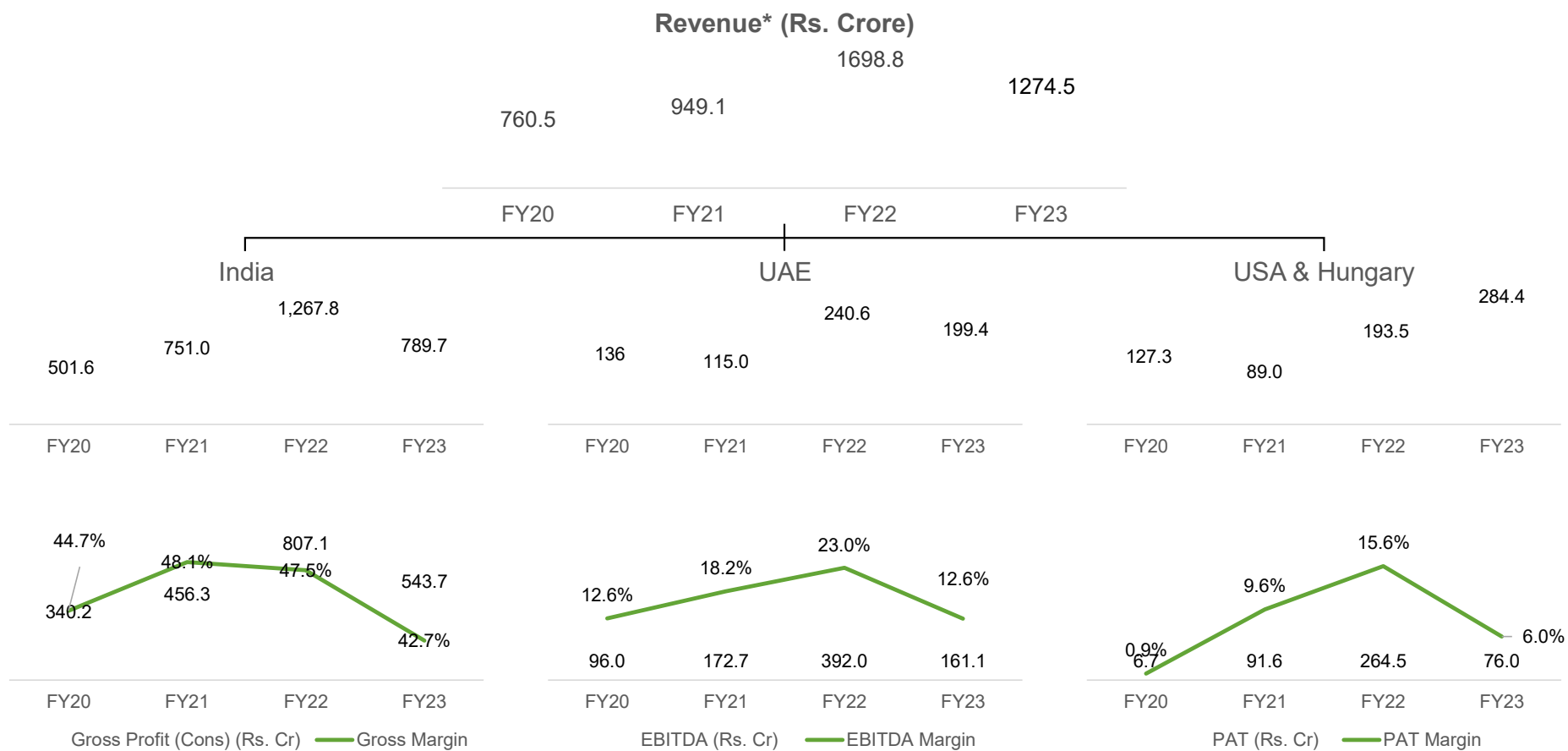
* ffb ffb ffb ffbff ffb ffb ffb
ffb
* ffb ffb ffb ffb ffb ffbff ffbff ffb ffb ffb ffb ffb ffb ffb
ffb ffb ffb ffb ffb ffb ffb ffb ffb ffb ffb ffb ffb ffb ffb
ffb ffb ffb ffb ffb ffb ffb ffb ffb ffb ffb ffb ffb ffb ffb
* ffb ffbff ffb ffb ffb ffb ffb ffb ffb ffb ffb ffb ffb ffb ffb
ffb ffb ffb ffb ffb ffb ffb ffb ffb ffb ffb ffb ffb ffb ffb
ffb ffb ffb ffb ffb ffb ffb ffb ffb ffb ffb ffb ffb ffb ffb

Specialty Gases



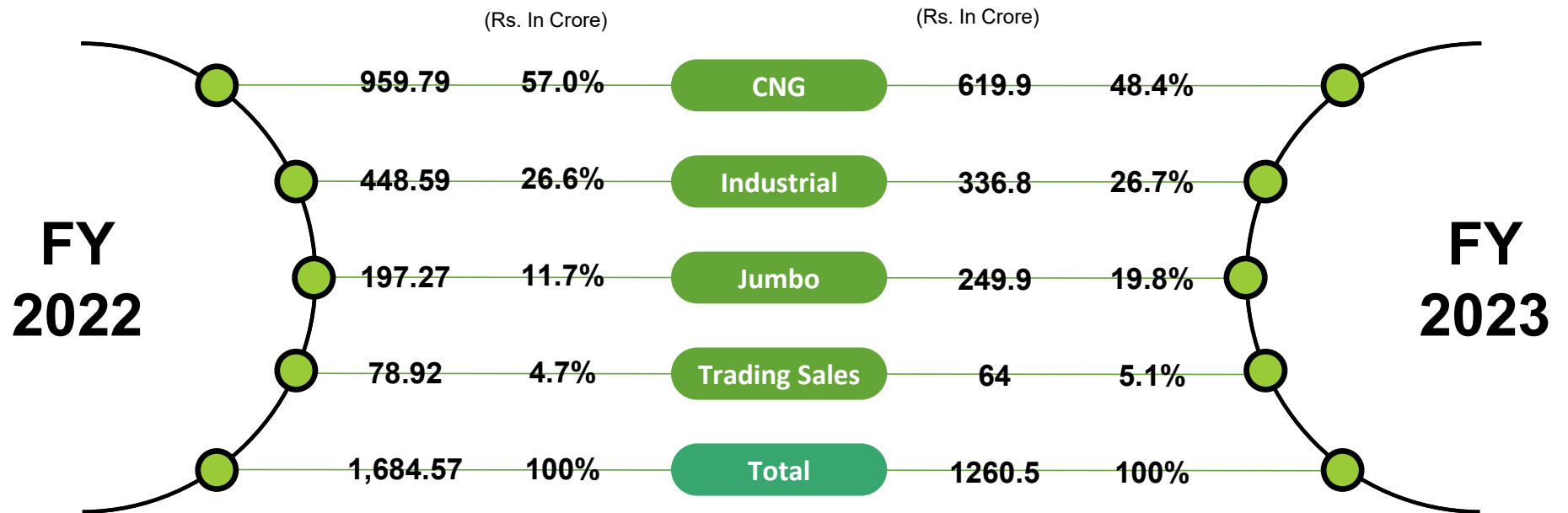
* ffb ffb ffb ffb ffb ffb ffb ffb ffb ffb ffb ffb ffb ffb ffb
ffbff ffbff ffbff ffbff ffbff ffbff ffbff ffbff ffbff ffbff ffbff ffbff ffbff ffbff ffbff
* ffb ffb ffb ffb ffb ffb ffb ffb ffb ffb ffb ffb ffb ffb ffb
ffb ffb ffb ffb ffb ffb ffb ffb ffb ffb ffb ffb ffb ffb ffb

Financial Summary



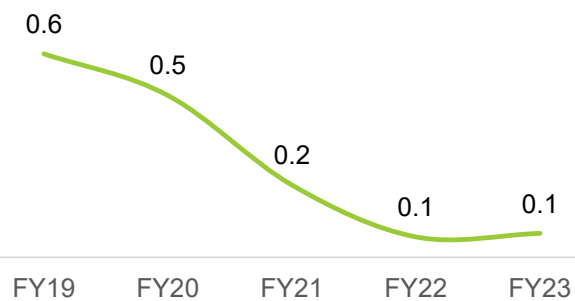
* Net of inter-segment revenues and excise duties

Product Wise Breakup

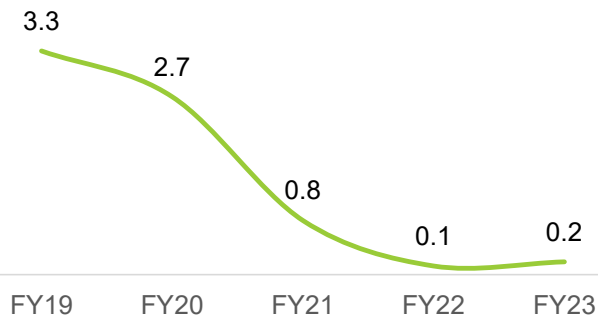


Ratio

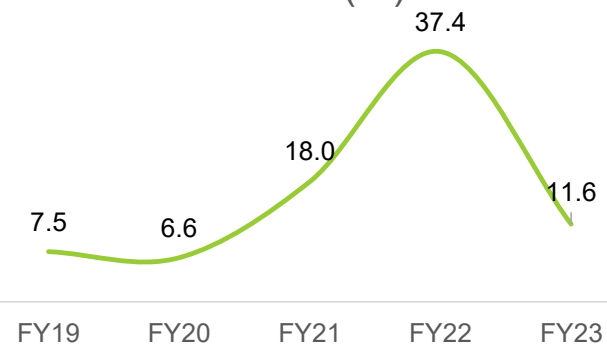
Debt/Equity



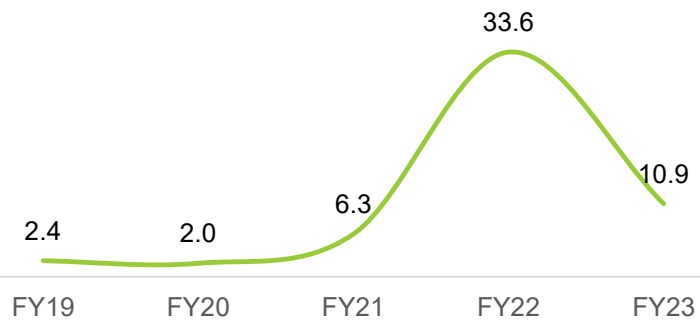
Debt/EBITDA



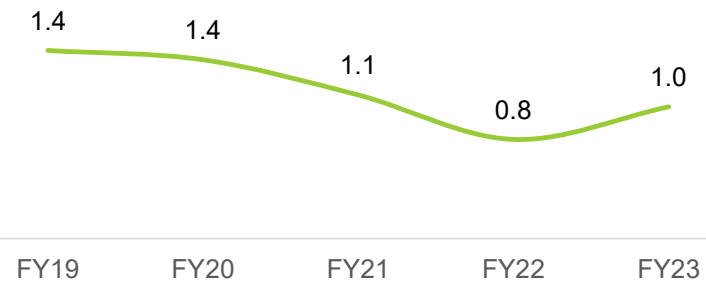
ROCE (%)



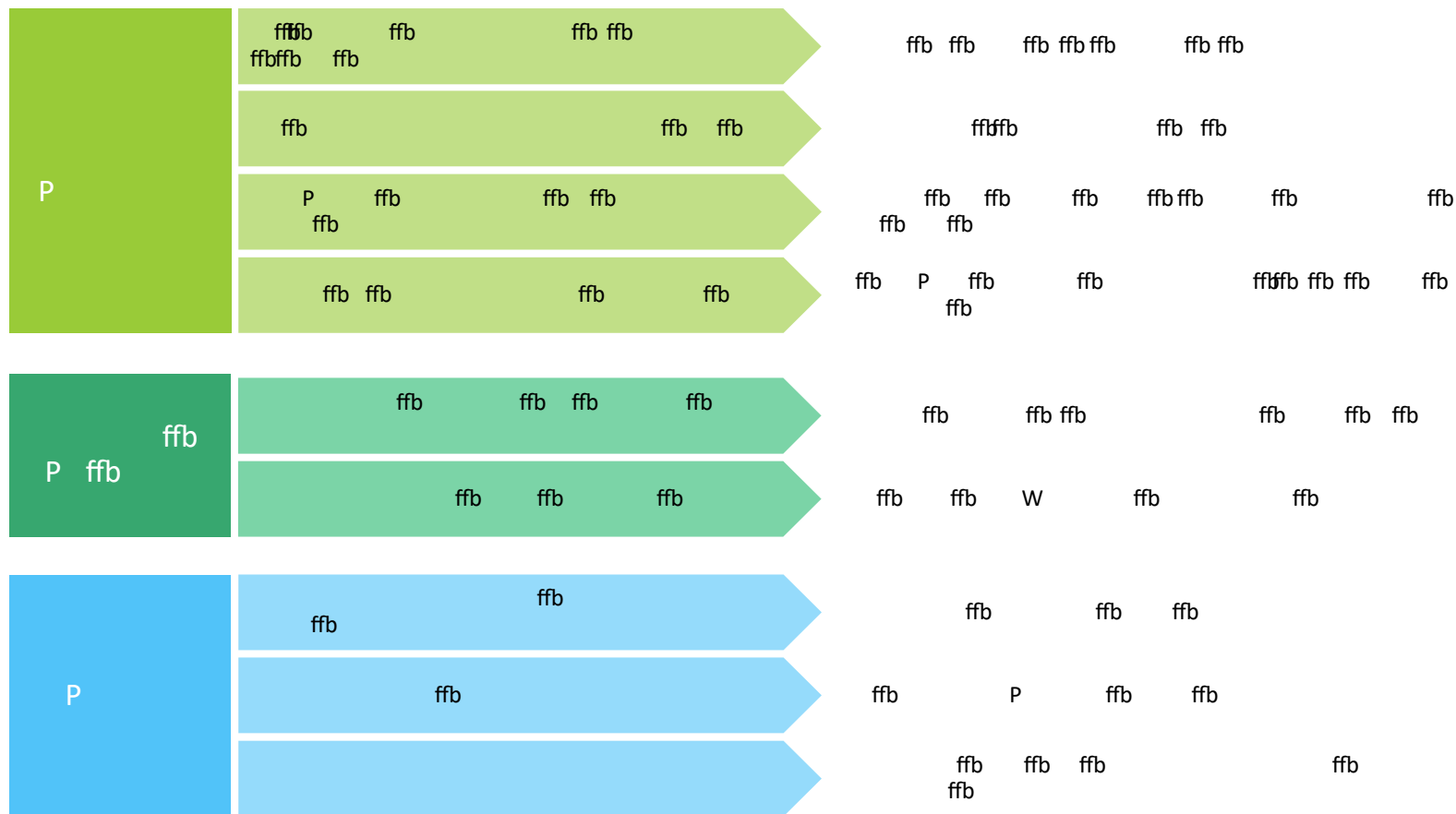
Interest Coverage



Assets Turnover



Market leader in a sector with multiple, long-term growth drivers



Key Performance Highlights – Q4 & FY23 (YoY comparisons)

Consolidated
Revenues stood at
Rs. 298 crore

EBITDA stood at
Rs. 50 crore &
margins stood at
16.8%

Profit Before Tax
stood at **Rs. 37.9**
crore

India business
stood at **Rs. 180**
crore

UAE business
improves to **Rs.**
51 crore

