

Another sizable acquisition; expands agri capabilities

Information Technology ▶ Company Update ▶ April 06, 2026

CMP (Rs): 195 | TP (Rs): 210

Wipro has secured a large 8-year strategic transformation deal with Olam Group. The contract is expected to exceed USD1bn in total value, including a committed spend of USD800mn (annual spend of USD100mn; ~55-60% of total annual spend by Olam Group on tech and shared services). As part of this engagement, Wipro will: i) deliver end-to-end transformation services to Olam Group through a consulting-led, AI-driven approach, and ii) acquire Mindsprint, Olam Group's captive IT services arm for USD375mn (~2.8x P/S; ~18.5x P/E). We believe this deal will strengthen Wipro's farm-to-fork capabilities, scaling the impact of Wipro Intelligence across the food and agri-business industry. This marks Wipro's second sizable acquisition in the past 9M, following the purchase of HARMAN's DTS unit for USD375mn, which is likely to contribute ~3% to revenue. Pending deal closure, we have not yet factored the current acquisition (likely to contribute ~1.3% to Wipro's revenue) in our earnings estimates. We retain REDUCE and TP of Rs210, at 15x Mar-28E EPS.

Deal details and structure

Wipro has signed an 8-year strategic transformation deal with Olam Group, a global food and agri-business leader that generates over USD50bn in revenue, employs ~40k people, and is majority-owned by Temasek Holdings. As part of the agreement, Wipro will acquire Olam Group's IT and digital services arm, Mindsprint, for USD375mn; it will become a wholly owned subsidiary of Wipro. The deal is valued at ~2.8x P/S on CY25 basis. Mindsprint's leadership team, led by CEO Suresh Sundararajan, will continue managing the business, ensuring stability and continuity while expanding its capabilities. The transaction is expected to close by the end of Q1FY27 (end of Jun-26).

Acquisition deepens agri and supply chain capabilities; deal locks in revenue

The deal with Olam Group and the acquisition of Mindsprint will help Wipro strengthen its presence in the food and agri space. It provides long-term revenue visibility and deeper access to Olam's operations across farming, trading, and supply chain to Wipro. Moreover, Mindsprint brings domain expertise and IP-led platforms that Wipro can leverage across other clients, enhancing its ability to win similar deals, expand work within existing accounts, and scale consulting-led solutions.

Mindsprint – A brief profile

Mindsprint, founded in 2007 and headquartered in Singapore, is a global provider of tech and digital transformation services, with strong presence in India. It is a key partner in Olam Group's digital transformation journey. It delivers tech, cybersecurity, and digital solutions, employing over 3,200 professionals and serving clients across food and agri-business, manufacturing, retail and CPG, and HLS verticals in the US, APAC, and Middle East. Offerings include Farmsprint for plantation management, Procuresprint for AI-enabled procurement transformation, SprintAP for payables transformation, Salesprint for sales operations, and Tradesprint for commodity trading and risk management. It reported revenue of USD118.9mn/130.5mn/135.6mn for CY23/CY24/CY25, respectively.

Wipro: Financial Snapshot (Consolidated)

Y/E March (Rs mn)	FY24	FY25	FY26E	FY27E	FY28E
Revenue	897,603	890,884	930,924	991,389	1,033,086
EBITDA	170,171	180,850	183,547	199,381	209,359
Adj. PAT	110,453	131,354	134,885	143,053	150,450
Adj. EPS (Rs)	10.6	12.5	12.9	13.6	14.3
EBITDA margin (%)	19.0	20.3	19.7	20.1	20.3
EBITDA growth (%)	(1.6)	6.3	1.5	8.6	5.0
Adj. EPS growth (%)	2.2	18.7	2.5	6.1	5.2
RoE (%)	14.4	16.6	16.1	16.6	16.9
RoIC (%)	20.6	24.8	25.3	26.2	27.4
P/E (x)	18.4	15.5	15.4	14.3	13.6
EV/EBITDA (x)	10.3	9.7	9.5	8.8	8.3
P/B (x)	2.7	2.5	2.4	2.3	2.3
FCFF yield (%)	9.7	9.0	5.3	8.0	8.4

Source: Company, Emkay Research

Target Price – 12M	Mar-27
Change in TP (%)	-
Current Reco.	REDUCE
Previous Reco.	REDUCE
Upside/(Downside) (%)	7.7

Stock Data	WPRO IN
52-week High (Rs)	273
52-week Low (Rs)	187
Shares outstanding (mn)	10,488.4
Market-cap (Rs bn)	2,044
Market-cap (USD mn)	21,957
Net-debt, FY26E (Rs mn)	(377,071.5)
ADTV-3M (mn shares)	12.9
ADTV-3M (Rs mn)	3,708.2
ADTV-3M (USD mn)	39.8
Free float (%)	27.0
Nifty-50	22,713.1
INR/USD	93.1

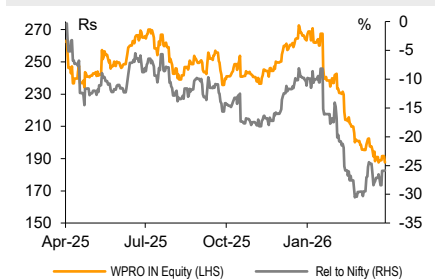
Shareholding, Dec-25

Promoters (%)	72.6
FPIs/MFs (%)	8.2/10.6

Price Performance

(%)	1M	3M	12M
Absolute	(1.8)	(27.5)	(26.1)
Rel. to Nifty	7.5	(16.0)	(24.0)

1-Year share price trend (Rs)



Dipeshkumar Mehta

dipeshkumar.mehta@emkayglobal.com
+91-22-66121253

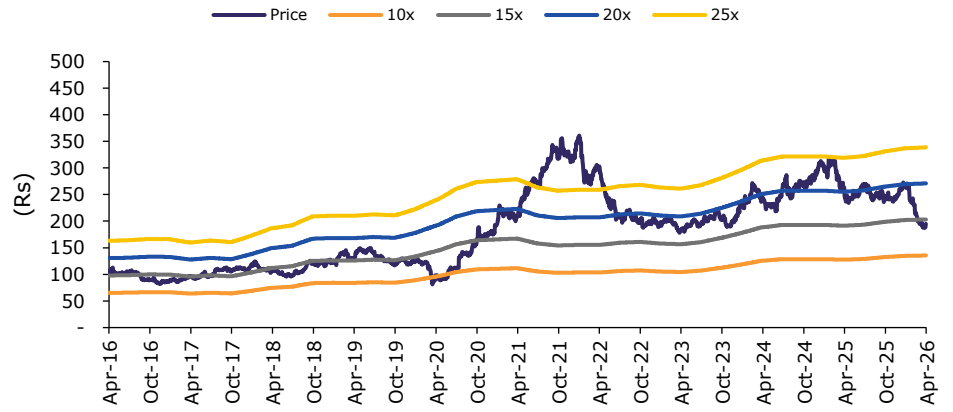
Jimit Gandhi

jimit.gandhi@emkayglobal.com
+91-22-66121255

Shivang Bagla

shivang.bagla@emkayglobal.com
+91-22-66242491

Exhibit 1: Wipro – One-year forward PER



Source: Company, Emkay Research

This report is intended for Team White Marque Solutions (team.emkay@whitemarquesolutions)

Wipro: Consolidated Financials and Valuations

Profit & Loss

Y/E March (Rs mn)	FY24	FY25	FY26E	FY27E	FY28E
Revenue	897,603	890,884	930,924	991,389	1,033,086
Revenue growth (%)	(0.8)	(0.7)	4.5	6.5	4.2
EBITDA	170,171	180,850	183,547	199,381	209,359
EBITDA growth (%)	(1.6)	6.3	1.5	8.6	5.0
Depreciation & Amortization	34,071	29,579	29,673	31,923	33,782
EBIT	136,100	151,271	153,875	167,458	175,577
EBIT growth (%)	(2.5)	11.1	1.7	8.8	4.8
Other operating income	-	-	-	-	-
Other income	23,896	38,202	37,049	35,540	37,206
Financial expense	12,552	14,770	14,418	13,770	13,770
PBT	147,444	174,703	176,506	189,228	199,013
Extraordinary items	0	0	(2,438)	0	0
Taxes	36,089	42,777	41,168	45,415	47,763
Minority interest	(669)	(826)	(683)	(760)	(800)
Income from JV/Associates	(233)	254	230	0	0
Reported PAT	110,453	131,354	132,447	143,053	150,450
PAT growth (%)	(2.7)	18.9	0.8	8.0	5.2
Adjusted PAT	110,453	131,354	134,885	143,053	150,450
Diluted EPS (Rs)	10.6	12.5	12.9	13.6	14.3
Diluted EPS growth (%)	2.2	18.7	2.5	6.1	5.2
DPS (Rs)	0.5	6.0	11.0	11.0	11.4
Dividend payout (%)	5.0	47.8	87.1	80.6	79.5
EBITDA margin (%)	19.0	20.3	19.7	20.1	20.3
EBIT margin (%)	15.2	17.0	16.5	16.9	17.0
Effective tax rate (%)	24.5	24.5	23.3	24.0	24.0
NOPLAT (pre-IndAS)	102,788	114,231	117,985	127,268	133,438
Shares outstanding (mn)	10,449	10,472	10,487	10,487	10,487

Source: Company, Emkay Research

Cash flows

Y/E March (Rs mn)	FY24	FY25	FY26E	FY27E	FY28E
PBT (ex-other income)	126,481	158,355	174,298	189,228	199,013
Others (non-cash items)	62,404	53,147	71,182	77,718	81,945
Taxes paid	(15,360)	(26,175)	(41,168)	(45,415)	(47,763)
Change in NWC	18,051	10,274	(16,235)	(9,958)	(5,798)
Operating cash flow	176,216	169,426	146,909	166,159	179,634
Capital expenditure	(6,488)	(12,915)	(53,899)	(27,060)	(32,560)
Acquisition of business	(5,291)	(964)	0	0	0
Interest & dividend income	20,114	28,511	0	0	0
Investing cash flow	11,680	(80,730)	(35,967)	(27,060)	(32,560)
Equity raised/(repaid)	(145,160)	27	0	0	0
Debt raised/(repaid)	(21,411)	7,449	(8,817)	0	0
Payment of lease liabilities	-	-	-	-	-
Interest paid	(10,456)	(8,689)	0	0	0
Dividend paid (incl tax)	(5,540)	(62,750)	(115,355)	(115,355)	(119,550)
Others	0	0	0	0	0
Financing cash flow	(182,567)	(63,963)	(124,172)	(115,355)	(119,550)
Net chg in Cash	5,329	24,733	(13,229)	23,744	27,524
OCF	176,216	169,426	146,909	166,159	179,634
Adj. OCF (w/o NWC chg.)	158,165	159,152	163,144	176,116	185,432
FCFF	169,728	156,511	93,010	139,099	147,074
FCFE	177,290	170,252	78,593	125,329	133,304
OCF/EBITDA (%)	103.6	93.7	80.0	83.3	85.8
FCFE/PAT (%)	160.5	129.6	59.3	87.6	88.6
FCFF/NOPLAT (%)	165.1	137.0	78.8	109.3	110.2

Source: Company, Emkay Research

Balance Sheet

Y/E March (Rs mn)	FY24	FY25	FY26E	FY27E	FY28E
Share capital	10,450	20,944	20,944	20,944	20,944
Reserves & Surplus	739,433	807,365	825,140	853,599	885,299
Net worth	749,883	828,309	846,084	874,543	906,243
Minority interests	1,340	2,138	2,480	2,860	3,260
Non-current liab. & prov.	15,650	13,882	13,400	13,400	13,400
Total debt	141,466	161,817	153,000	153,000	153,000
Total liabilities & equity	931,522	1,036,364	1,045,182	1,074,020	1,106,120
Net tangible fixed assets	74,128	78,473	75,335	76,534	81,096
Net intangible assets	32,748	27,450	27,020	18,749	10,477
Net ROU assets	17,955	25,598	28,453	30,662	33,150
Capital WIP	7,480	2,211	3,000	3,000	3,000
Goodwill	316,002	325,014	349,164	349,164	349,164
Investments [JV/Associates]	-	-	-	-	-
Cash & equivalents	430,797	561,233	530,072	553,815	581,340
Current assets (ex-cash)	271,532	263,980	284,500	301,894	313,889
Current Liab. & Prov.	219,120	247,595	252,362	259,799	265,995
NWC (ex-cash)	52,412	16,385	32,138	42,096	47,894
Total assets	931,522	1,036,364	1,045,182	1,074,020	1,106,120
Net debt	(289,331)	(399,416)	(377,072)	(400,815)	(428,340)
Capital employed	931,522	1,036,364	1,045,182	1,074,020	1,106,120
Invested capital	475,290	447,322	483,658	486,543	488,631
BVPS (Rs)	71.8	79.1	80.7	83.4	86.4
Net Debt/Equity (x)	(0.4)	(0.5)	(0.4)	(0.5)	(0.5)
Net Debt/EBITDA (x)	(1.7)	(2.2)	(2.1)	(2.0)	(2.0)
Interest coverage (x)	12.7	12.8	13.2	14.7	15.5
RoCE (%)	17.5	20.1	19.2	20.0	20.3

Source: Company, Emkay Research

Valuations and key Ratios

Y/E March	FY24	FY25	FY26E	FY27E	FY28E
P/E (x)	18.4	15.5	15.4	14.3	13.6
EV/CE(x)	2.0	1.8	1.7	1.7	1.6
P/B (x)	2.7	2.5	2.4	2.3	2.3
EV/Sales (x)	1.9	2.0	1.9	1.8	1.7
EV/EBITDA (x)	10.3	9.7	9.5	8.8	8.3
EV/EBIT(x)	12.8	11.6	11.4	10.4	10.0
EV/IC (x)	3.7	3.9	3.6	3.6	3.6
FCFF yield (%)	9.7	9.0	5.3	8.0	8.4
FCFE yield (%)	8.7	8.3	3.8	6.1	6.5
Dividend yield (%)	0.3	3.1	5.6	5.6	5.8
DuPont-RoE split					
Net profit margin (%)	12.3	14.7	14.5	14.4	14.6
Total asset turnover (x)	1.0	0.9	0.9	1.0	1.0
Assets/Equity (x)	1.2	1.2	1.2	1.2	1.2
RoE (%)	14.4	16.6	16.1	16.6	16.9
DuPont-RoIC					
NOPLAT margin (%)	11.5	12.8	12.7	12.8	12.9
IC turnover (x)	1.8	1.9	2.0	2.0	2.1
RoIC (%)	20.6	24.8	25.3	26.2	27.4
Operating metrics					
Core NWC days	21.3	6.7	12.6	15.5	16.9
Total NWC days	21.3	6.7	12.6	15.5	16.9
Fixed asset turnover	1.6	1.6	1.6	1.6	1.6
Opex-to-revenue (%)	81.0	79.7	80.3	79.9	79.7

Source: Company, Emkay Research

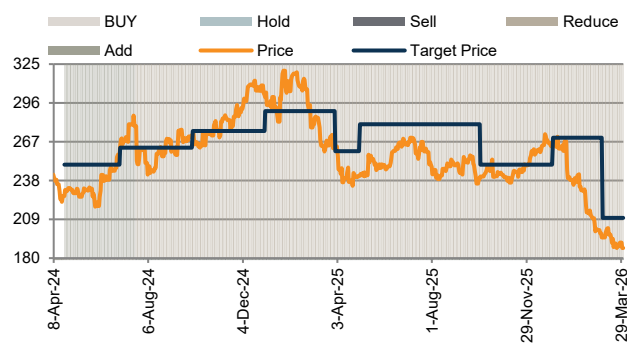
This report is intended for Team White Marque Solutions (team.emkay@whitemarqueresolutions)

RECOMMENDATION HISTORY - DETAILS

Date	Closing Price (Rs)	TP (Rs)	Rating	Analyst
31-Mar-26	188	210	Reduce	Dipeshkumar Mehta
05-Mar-26	196	210	Reduce	Dipeshkumar Mehta
18-Feb-26	212	270	Reduce	Dipeshkumar Mehta
17-Jan-26	267	270	Reduce	Dipeshkumar Mehta
01-Jan-26	267	270	Reduce	Dipeshkumar Mehta
17-Oct-25	241	250	Reduce	Dipeshkumar Mehta
01-Oct-25	241	250	Reduce	Dipeshkumar Mehta
22-Aug-25	249	280	Reduce	Dipeshkumar Mehta
18-Jul-25	267	280	Reduce	Dipeshkumar Mehta
01-May-25	242	280	Reduce	Dipeshkumar Mehta
17-Apr-25	237	260	Reduce	Dipeshkumar Mehta
31-Mar-25	262	260	Reduce	Dipeshkumar Mehta
19-Jan-25	282	290	Reduce	Dipeshkumar Mehta
01-Jan-25	300	290	Reduce	Dipeshkumar Mehta
18-Oct-24	274	275	Reduce	Dipeshkumar Mehta
01-Oct-24	273	275	Reduce	Dipeshkumar Mehta
20-Jul-24	279	263	Reduce	Dipeshkumar Mehta
01-Jul-24	264	263	Add	Dipeshkumar Mehta
09-Jun-24	242	250	Add	Dipeshkumar Mehta
03-Jun-24	222	250	Add	Dipeshkumar Mehta

Source: Company, Emkay Research

RECOMMENDATION HISTORY - TREND



Source: Company, Bloomberg, Emkay Research

This report is intended for Team White Marque Solutions (team.emkay@whitemarquesolutions)

GENERAL DISCLOSURE/DISCLAIMER BY EMKAY GLOBAL FINANCIAL SERVICES LIMITED (EGFSL):

Emkay Global Financial Services Limited (CIN-L67120MH1995PLC084899) and its affiliates are a full-service, brokerage, investment banking, investment management and financing group. Emkay Global Financial Services Limited (EGFSL) along with its affiliates are participants in virtually all securities trading markets in India. EGFSL was established in 1995 and is one of India's leading brokerage and distribution house. EGFSL is a corporate trading member of BSE Limited (BSE), National Stock Exchange of India Limited (NSE), MCX Stock Exchange Limited (MCX-SX), Multi Commodity Exchange of India Ltd (MCX) and National Commodity & Derivatives Exchange Limited (NCDEX) (hereinafter referred to be as "Stock Exchange(s)"). EGFSL along with its [affiliates] offers the most comprehensive avenues for investments and is engaged in the businesses including stock broking (Institutional and retail), merchant banking, commodity broking, depository participant, portfolio management and services rendered in connection with distribution of primary market issues and financial products like mutual funds, fixed deposits. Details of associates are available on our website i.e. www.emkayglobal.com.

EGFSL is registered as Research Analyst with the Securities and Exchange Board of India ("SEBI") bearing registration Number INH000000354 as per SEBI (Research Analysts) Regulations, 2014. EGFSL hereby declares that it has not defaulted with any Stock Exchange nor its activities were suspended by any Stock Exchange with whom it is registered in last five years. However, SEBI and Stock Exchanges had conducted their routine inspection and based on their observations have issued advice letters or levied minor penalty on EGFSL for certain operational deviations in ordinary/routine course of business. EGFSL has not been debarred from doing business by any Stock Exchange / SEBI or any other authorities; nor has its certificate of registration been cancelled by SEBI at any point of time.

EGFSL offers research services to its existing clients as well as prospects. The analyst for this report certifies that all of the views expressed in this report accurately reflect his or her personal views about the subject company or companies and its or their securities, and no part of his or her compensation was, is or will be, directly or indirectly related to specific recommendations or views expressed in this report.

This report is based on information obtained from public sources and sources believed to be reliable, but no independent verification has been made nor is its accuracy or completeness guaranteed. This report and information herein is solely for informational purpose and shall not be used or considered as an offer document or solicitation of offer to buy or sell or subscribe for securities or other financial instruments. Though disseminated to all the clients simultaneously, not all clients may receive this report at the same time. The securities discussed and opinions expressed in this report may not be suitable for all investors, who must make their own investment decisions, based on their own investment objectives, financial positions and needs of specific recipient.

EGFSL and/or its affiliates may seek investment banking or other business from the company or companies that are the subject of this material. EGFSL may have issued or may issue other reports (on technical or fundamental analysis basis) of the same subject company that are inconsistent with and reach different conclusion from the information, recommendations or information presented in this report or are contrary to those contained in this report. Users of this report may visit www.emkayglobal.com to view all Research Reports of EGFSL. The views and opinions expressed in this document may or may not match or may be contrary with the views, estimates, rating, and target price of the research published by any other analyst or by associate entities of EGFSL; our proprietary trading, investment businesses or other associate entities may make investment decisions that are inconsistent with the recommendations expressed herein. In reviewing these materials, you should be aware that any or all of the foregoing, among other things, may give rise to real or potential conflicts of interest including but not limited to those stated herein. Additionally, other important information regarding our relationships with the company or companies that are the subject of this material is provided herein. All material presented in this report, unless specifically indicated otherwise, is under copyright to Emkay. None of the material, nor its content, nor any copy of it, may be altered in any way, transmitted to, copied or distributed to any other party, without the prior express written permission of EGFSL. All trademarks, service marks and logos used in this report are trademarks or registered trademarks of EGFSL or its affiliates. The information contained herein is not intended for publication or distribution or circulation in any manner whatsoever and any unauthorized reading, dissemination, distribution or copying of this communication is prohibited unless otherwise expressly authorized. Please ensure that you have read "Risk Disclosure Document for Capital Market and Derivatives Segments" as prescribed by Securities and Exchange Board of India before investing in Indian Securities Market. In so far as this report includes current or historic information, it is believed to be reliable, although its accuracy and completeness cannot be guaranteed.

This report has not been reviewed or authorized by any regulatory authority. There is no planned schedule or frequency for updating research report relating to any issuer/subject company.

Please contact the primary analyst for valuation methodologies and assumptions associated with the covered companies or price targets.

Disclaimer for U.S. persons only: Research report is a product of Emkay Global Financial Services Ltd., under Marco Polo Securities 15a6 chaperone service, which is the employer of the research analyst(s) who has prepared the research report. The research analyst(s) preparing the research report is/are resident outside the United States (U.S.) and are not associated persons of any U.S. regulated broker-dealer and therefore the analyst(s) is/are not subject to supervision by a U.S. broker-dealer, and is/are not required to satisfy the regulatory licensing requirements of Financial Institutions Regulatory Authority (FINRA) or required to otherwise comply with U.S. rules or regulations regarding, among other things, communications with a subject company, public appearances and trading securities held by a research analyst account.

This report is intended for distribution to "Major Institutional Investors" as defined by Rule 15a-6(b)(4) of the U.S. Securities and Exchange Act, 1934 (the Exchange Act) and interpretations thereof by U.S. Securities and Exchange Commission (SEC) in reliance on Rule 15a 6(a)(2). If the recipient of this report is not a Major Institutional Investor as specified above, then it should not act upon this report and return the same to the sender. Further, this report may not be copied, duplicated and/or transmitted onward to any U.S. person, which is not the Major Institutional Investor. In reliance on the exemption from registration provided by Rule 15a-6 of the Exchange Act and interpretations thereof by the SEC in order to conduct certain business with Major Institutional Investors. Emkay Global Financial Services Ltd. has entered into a chaperoning agreement with a U.S. registered broker-dealer, Marco Polo Securities Inc. ("Marco Polo"). Transactions in securities discussed in this research report should be effected through Marco Polo or another U.S. registered broker dealer.

This report is intended for Team White Marque Solutions (team.emkay@whitemarqueresolutions.com)

RESTRICTIONS ON DISTRIBUTION

This report is not directed to, or intended for distribution to or use by, any person or entity who is a citizen or resident of or located in any locality, state, country or other jurisdiction where such distribution, publication, availability or use would be contrary to law or regulation. Except otherwise restricted by laws or regulations, this report is intended only for qualified, professional, institutional or sophisticated investors as defined in the laws and regulations of such jurisdictions. Specifically, this document does not constitute an offer to or solicitation to any U.S. person for the purchase or sale of any financial instrument or as an official confirmation of any transaction to any U.S. person. Unless otherwise stated, this message should not be construed as official confirmation of any transaction. No part of this document may be distributed in Canada or used by private customers in United Kingdom.

ANALYST CERTIFICATION BY EMKAY GLOBAL FINANCIAL SERVICES LIMITED (EGFSL)

The research analyst(s) primarily responsible for the content of this research report, in part or in whole, certifies that the views about the companies and their securities expressed in this report accurately reflect his/her personal views. The analyst(s) also certifies that no part of his/her compensation was, is, or will be, directly or indirectly, related to specific recommendations or views expressed in the report. The research analyst (s) primarily responsible of the content of this research report, in part or in whole, certifies that he or his associated persons¹ may have served as an officer, director or employee of the issuer or the new listing applicant (which includes in the case of a real estate investment trust, an officer of the management company of the real estate investment trust; and in the case of any other entity, an officer or its equivalent counterparty of the entity who is responsible for the management of the issuer or the new listing applicant). The research analyst(s) primarily responsible for the content of this research report or his associate may have Financial Interests² in relation to an issuer or a new listing applicant that the analyst reviews. EGFSL has procedures in place to eliminate, avoid and manage any potential conflicts of interests that may arise in connection with the production of research reports. The research analyst(s) responsible for this report operates as part of a separate and independent team to the investment banking function of the EGFSL and procedures are in place to ensure that confidential information held by either the research or investment banking function is handled appropriately. There is no direct link of EGFSL compensation to any specific investment banking function of the EGFSL.

¹ An associated person is defined as (i) who reports directly or indirectly to such a research analyst in connection with the preparation of the reports; or (ii) another person accustomed or obliged to act in accordance with the directions or instructions of the analyst.

² Financial Interest is defined as interest that are commonly known financial interest, such as investment in the securities in respect of an issuer or a new listing applicant, or financial accommodation arrangement between the issuer or the new listing applicant and the firm or analysis. This term does not include commercial lending conducted at the arm's length, or investments in any collective investment scheme other than an issuer or new listing applicant notwithstanding the fact that the scheme has investments in securities in respect of an issuer or a new listing applicant.

COMPANY-SPECIFIC / REGULATORY DISCLOSURES BY EMKAY GLOBAL FINANCIAL SERVICES LIMITED (EGFSL):

Disclosures by Emkay Global Financial Services Limited (Research Entity) and its Research Analyst under SEBI (Research Analyst) Regulations, 2014 with reference to the subject company(s) covered in this report:-

- EGFSL, its subsidiaries and/or other affiliates and Research Analyst or his/her associate/relative's may have Financial Interest/proprietary positions in the securities recommended in this report as of April 06, 2026
- EGFSL, and/or Research Analyst does not market make in equity securities of the issuer(s) or company(ies) mentioned in this Report
Disclosure of previous investment recommendation produced:
- EGFSL may have published other investment recommendations in respect of the same securities / instruments recommended in this research report during the preceding 12 months. Please contact the primary analyst listed in the first page of this report to view previous investment recommendations published by EGFSL in the preceding 12 months.
- EGFSL, its subsidiaries and/or other affiliates and Research Analyst or his/her relative's may have material conflict of interest in the securities recommended in this report as of April 06, 2026
- EGFSL, its affiliates and Research Analyst or his/her associate/relative's may have actual/beneficial ownership of 1% or more securities of the subject company at the end of the month immediately preceding the April 06, 2026
- EGFSL or its associates may have managed or co-managed public offering of securities for the subject company in the past twelve months.
- EGFSL, its affiliates and Research Analyst or his/her associate may have received compensation in whatever form including compensation for investment banking or merchant banking or brokerage services or for products or services other than investment banking or merchant banking or brokerage services from securities recommended in this report (subject company) in the past 12 months.
- EGFSL, its affiliates and/or Research Analyst or his/her associate may have received any compensation or other benefits from the subject company or third party in connection with this research report.

Emkay Rating Distribution

Ratings	Expected Return within the next 12-18 months.
BUY	>15% upside
ADD	5-15% upside
REDUCE	5% upside to 15% downside
SELL	>15% downside

Emkay Global Financial Services Ltd.

CIN - L67120MH1995PLC084899

7th Floor, The Ruby, Senapati Bapat Marg, Dadar - West, Mumbai - 400028. India

Tel: +91 22 66121212 Fax: +91 22 66121299 Web: www.emkayglobal.com

This report is intended for Team White Marque Solutions (team.emkay@whitemarqueresolutions.com)

OTHER DISCLAIMERS AND DISCLOSURES:**Other disclosures by Emkay Global Financial Services Limited (Research Entity) and its Research Analyst under SEBI (Research Analyst) Regulations, 2014 with reference to the subject company(s) :-**

EGFSL or its associates may have financial interest in the subject company.

Research Analyst or his/her associate/relative's may have financial interest in the subject company.

EGFSL or its associates and Research Analyst or his/her associate/ relative's may have material conflict of interest in the subject company. The research Analyst or research entity (EGFSL) have not been engaged in market making activity for the subject company.

EGFSL or its associates may have actual/beneficial ownership of 1% or more securities of the subject company at the end of the month immediately preceding the date of public appearance or publication of Research Report.

Research Analyst or his/her associate/relatives may have actual/beneficial ownership of 1% or more securities of the subject company at the end of the month immediately preceding the date of public appearance or publication of Research Report.

Research Analyst may have served as an officer, director or employee of the subject company.

EGFSL or its affiliates may have received any compensation including for investment banking or merchant banking or brokerage services from the subject company in the past 12 months. . Emkay may have issued or may issue other reports that are inconsistent with and reach different conclusion from the information, recommendations or information presented in this report or are contrary to those contained in this report. Emkay Investors may visit www.emkayglobal.com to view all Research Reports. The views and opinions expressed in this document may or may not match or may be contrary with the views, estimates, rating, and target price of the research published by any other analyst or by associate entities of Emkay; our proprietary trading, investment businesses or other associate entities may make investment decisions that are inconsistent with the recommendations expressed herein. EGFSL or its associates may have received compensation for products or services other than investment banking or merchant banking or brokerage services from the subject company in the past 12 months. EGFSL or its associates may have received any compensation or other benefits from the Subject Company or third party in connection with the research report. EGFSL or its associates may have received compensation from the subject company in the past twelve months. Subject Company may have been client of EGFSL or its affiliates during twelve months preceding the date of distribution of the research report and EGFSL or its affiliates may have co-managed public offering of securities for the subject company in the past twelve months.

This report is intended for Team White Marque Solutions (team.emkay@whitemarquesolutions.com)